Hepatitis C Treatment in 2016

Amanda Noska, MD, MPH
Providence VAMC & The Miriam Hospital & Immunology Center
Brown University

Disclosures

- I have no financial disclosures.
- I will be referencing trade names in addition to generic today for ease of understanding and education purposes.

Learning Objectives

Pharmacists

- Discuss the epidemiology and immunology of hepatitis C in the United States.
- Discuss the importance of prior treatment history and liver staging in determining a HCV treatment regimen.
- Discuss current available hepatitis C treatment options.
- Describe common side effects and drug-drug interactions of directly-acting antiviral medications for HCV.
- Describe immunizations related to various types of hepatitis.

Technicians

- Review common side effects and therapeutic contraindications associated with hepatitis C treatment options
- Identify patients that may be candidates for hepatitis vaccines

Multiple Choice

1. What is the most common barrier to patients accessing hepatitis C treatment currently?
   a) Unstable mental health disorders
   b) Insurance coverage
   c) Drug-drug interactions
   d) A life-expectancy of <1 year

Multiple Choice

2. Which of the following drugs interacts with Ledipasvir/sofosbuvir (Harvoni) to decrease serum levels of ledipasvir?

a) Methadone
b) Levothyroxine
c) Levetiracetam
d) Omeprazole

Multiple Choice

3. Based on the ION trials, which of the following patients might be a candidate for 8 weeks of ledipasvir/sofosbuvir (Harvoni)?

a) GT 1a, treatment naïve, non-cirrhotic, HCV viral load 4 million
b) GT 3, treatment naïve, non-cirrhotic, HCV viral load 3 million
c) GT 1b, treatment naive, cirrhotic, HCV VL 2 million
d) GT 4, treatment naïve, non-cirrhotic, HCV viral load 6 million

Multiple Choice

4. Which of the following is among the most common noted side effect of daclatasvir (Daklinza)?

a) Nausea
b) Fatigue
c) Skin rash
d) Diarrhea

Multiple Choice

5. Which of the following measures are important to preventing morbidity associated with chronic hepatitis C?

a) Weekly lab monitoring
b) Vaccination against hepatitis B alone
c) Vaccination against hepatitis A and B
d) Avoidance of all medications metabolized by the liver

Hepatitis C

First described in 1989, Blood screening began in 1990.

Peak prevalence occurs in those born 1945-1965.

Worldwide 350,000-500,000 people die annually from HCV related causes.

Cirrhosis develops in 10-20% of patients with chronic HCV infection over 20-30 years on average, although rates vary widely (from 2% to 51%).

After cirrhosis due to HCV has developed, the *annual* risk of developing HCC is 1-5%.

AASLD. 2015. http://www.hcvguidelines.org/
Westbrook R, J of Hepatotogy. 2014;61:S58-68.
Grebely J et al. Hepatology.2014;59:109-120.
Alric L. Hepatology. 2014;60(6):Epub.

HCV Strains

- Hepatitis C virus
  - RNA virus–high mutation rates
  - Evolved different genotypes
- 6 known genotypes
  - Genotype 1 (75%)
  - Genotype 2 (10%)
  - Genotype 3 (10%)
- The above 3 are the most common in the United States
- Little difference in mode of transmission or natural history of infection among different genotypes

variable geographic distribution

Distribution of HCV Genotypes

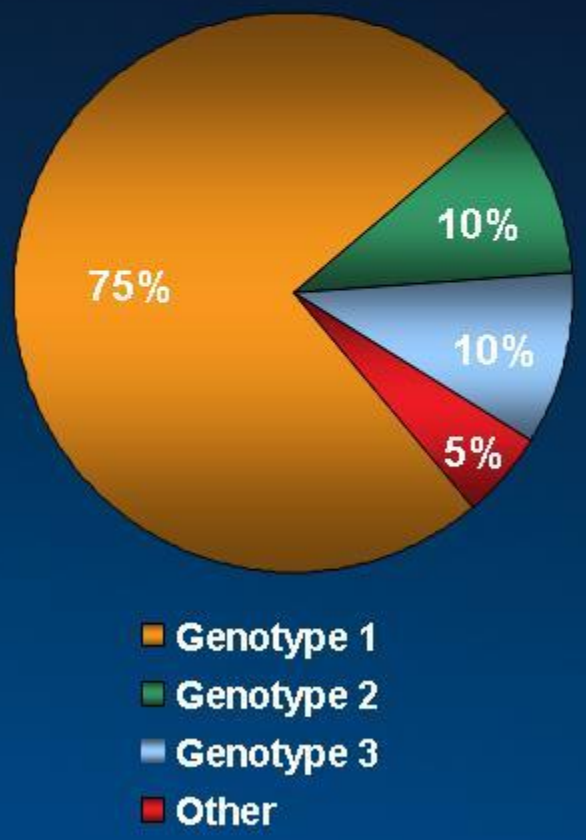

Flamm SL. *JAMA*. 2003;289:2413-2417.

Slide courtesy of Dr. Lynn Taylor

Deaths Due to HCV Infections Now Exceed Those Due to HIV Infection

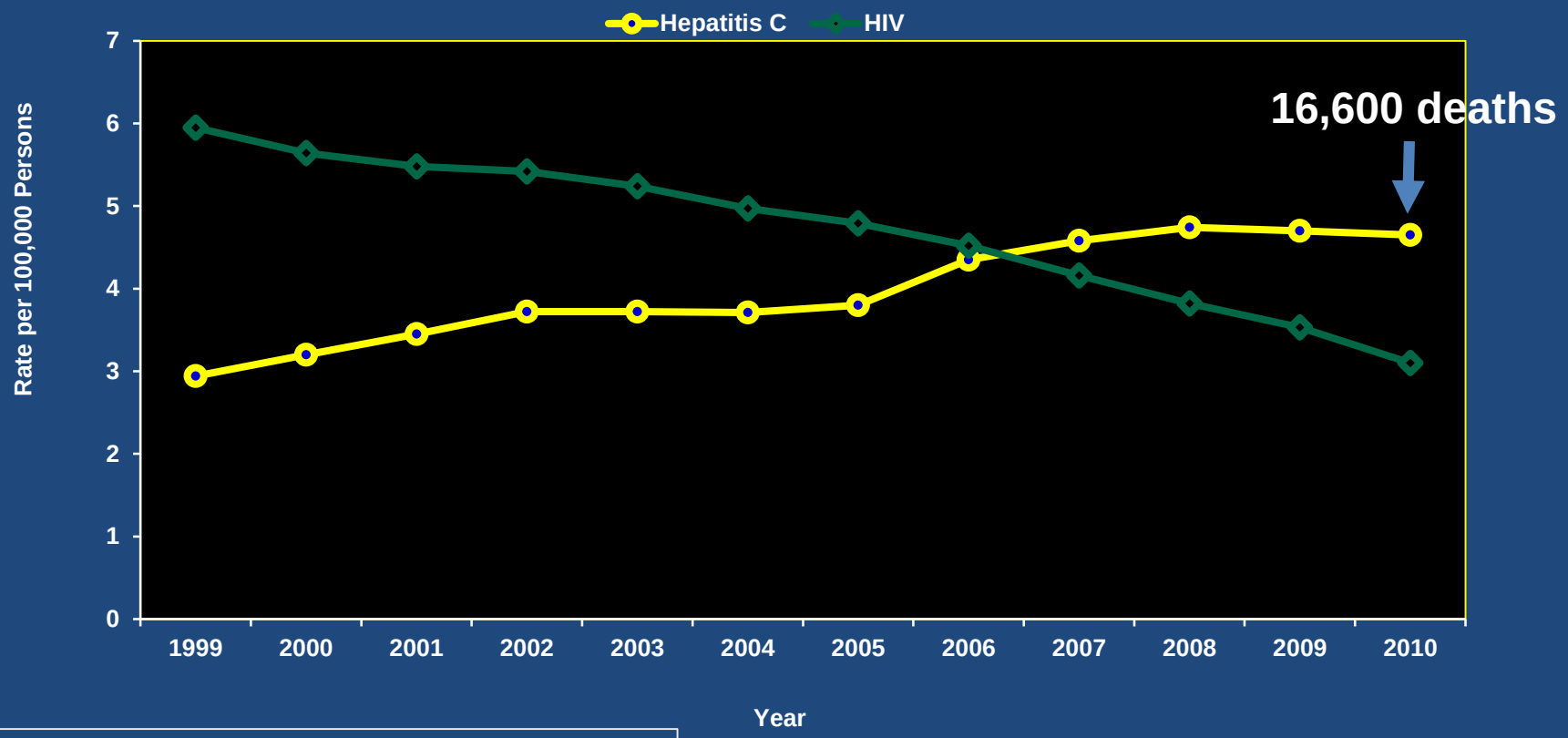

Number of HCV-related deaths may be over 60,000 because of under-reporting on death certificates

Ly KN, Xing J, Klevens RM, Jiles RB, Holmberg SD. Causes of death and characteristics of decedents with viral hepatitis, United States, 2010. *Clin Infect Dis.* 2014 Jan;58(1):40-9. Mahajan, IDSA 2013

Chronic HCV Infection May Lead to Chronic Liver Disease and Liver Cancer

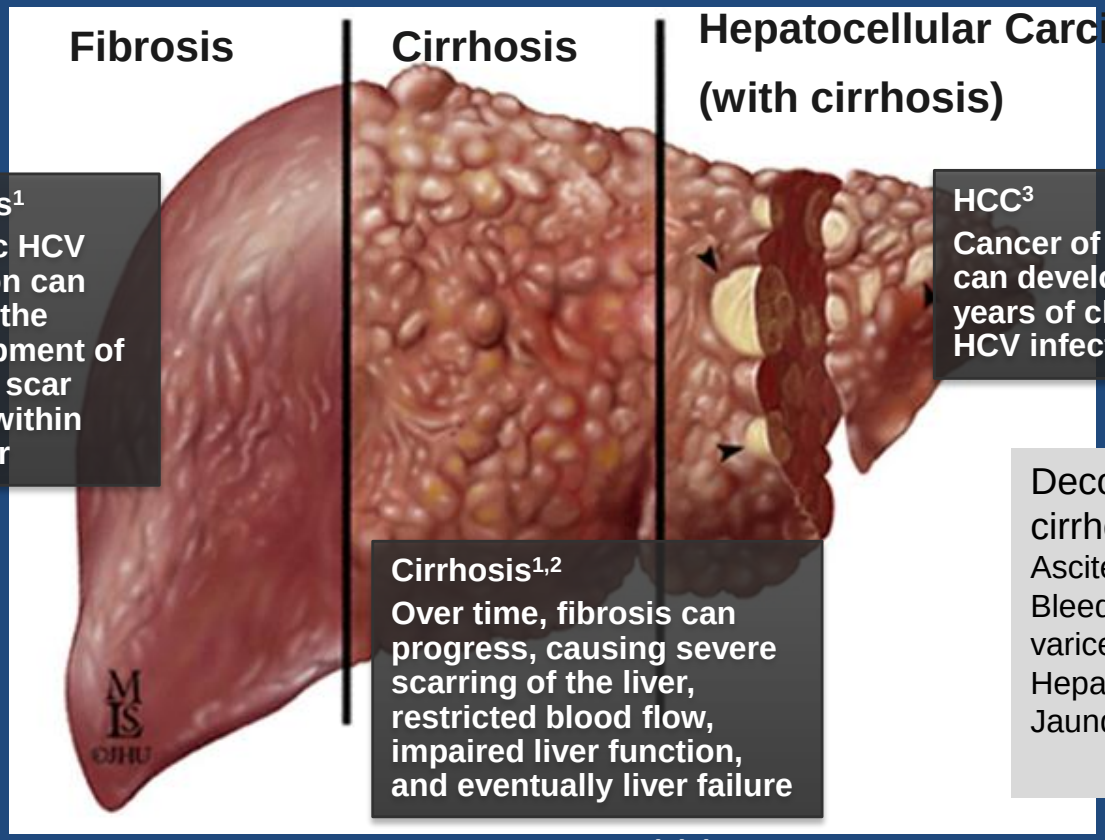

Fibrosis[1]
Chronic HCV infection can lead to the development of fibrous scar tissue within the liver

Cirrhosis[1,2]
Over time, fibrosis can progress, causing severe scarring of the liver, restricted blood flow, impaired liver function, and eventually liver failure

HCC[3]
Cancer of the liver can develop after years of chronic HCV infection

Decompensated cirrhosis:
Ascites
Bleeding gastroesophageal varices
Hepatic encephalopathy
Jaundice

***** Slide courtesy of Dr. Camilla Graham*****

Chronic liver disease includes fibrosis, cirrhosis, and hepatic decompensation; HCC=hepatocellular carcinoma.

1. Highleyman L. Hepatitis C Support Project. http://www.hcvadvocate.org/hepatitis/factsheets_pdf/Fibrosis.pdf. Accessed August 18, 2011
2. Bataller R et al. *J Clin Invest*. 2005;115:209-218;
3. Medline Plus. http://www.nlm.nih.gov/medlineplus/enxy.article/000280.htm. Accessed August 28, 2012; 4. Centers for Disease Control and Prevention. http://www.cdc.gov/hepatitis/HCV/HCVfaq.htm. Accessed May 8, 2012.

Immunizations

Recommended Adult Immunization Schedule—United States - 2016

Note: These recommendations must be read with the footnotes that follow containing number of doses, intervals between doses, and other important information.

Figure 1. Recommended immunization schedule for adults aged 19 years or older, by vaccine and age group[1]

VACCINE ▼ / AGE GROUP ▶	19-21 years	22-26 years	27-49 years	50-59 years	60-64 years	≥ 65 years
Influenza*[,2]	1 dose annually					
Tetanus, diphtheria, pertussis (Td/Tdap)*[,3]	Substitute Tdap for Td once, then Td booster every 10 yrs					
Varicella*[,4]	2 doses					
Human papillomavirus (HPV) Female*[,5]	3 doses					
Human papillomavirus (HPV) Male*[,5]	3 doses					
Zoster[6]					1 dose	
Measles, mumps, rubella (MMR)*[,7]	1 or 2 doses depending on indication					
Pneumococcal 13-valent conjugate (PCV13)*[,8]	1 dose					
Pneumococcal 23-valent polysaccharide (PPSV23)[8]	1 or 2 doses depending on indication					1 dose
Hepatitis A*[,9]	2 or 3 doses depending on vaccine					
Hepatitis B*[,10]	3 doses					
Meningococcal 4-valent conjugate (MenACWY) or polysaccharide (MPSV4)*[,11]	1 or more doses depending on indication					
Meningococcal B (MenB)[11]	2 or 3 doses depending on vaccine					
Haemophilus influenzae type b (Hib)*[,12]	1 or 3 doses depending on indication					

*Covered by the Vaccine Injury Compensation Program

Recommended for all persons who meet the age requirement, lack documentation of vaccination, or lack evidence of past infection; zoster vaccine is recommended regardless of past episode of zoster

Recommended for persons with a risk factor (medical, occupational, lifestyle, or other indication)

No recommendation

Report all clinically significant postvaccination reactions to the Vaccine Adverse Event Reporting System (VAERS). Reporting forms and instructions on filing a VAERS report are available at www.vaers.hhs.gov or by telephone, 800-822-7967.

Information on how to file a Vaccine Injury Compensation Program claim is available at www.hrsa.gov/vaccinecompensation or by telephone, 800-338-2382. To file a claim for vaccine injury, contact the U.S. Court of Federal Claims, 717 Madison Place, N.W., Washington, D.C. 20005; telephone, 202-357-6400.

Additional information about the vaccines in this schedule, extent of available data, and contraindications for vaccination is also available at www.cdc.gov/vaccines or from the CDC-INFO Contact Center at 800-CDC-INFO (800-232-4636) in English and Spanish, 8:00 a.m. - 8:00 p.m. Eastern Time, Monday - Friday, excluding holidays.

Use of trade names and commercial sources is for identification only and does not imply endorsement by the U.S. Department of Health and Human Services.

The recommendations in this schedule were approved by the Centers for Disease Control and Prevention's (CDC) Advisory Committee on Immunization Practices (ACIP), the American Academy of Family Physicians (AAFP), the America College of Physicians (ACP), the American College of Obstetricians and Gynecologists (ACOG) and the American College of Nurse-Midwives (ACNM).

CDC and ACIP Vaccine Schedule: http://www.cdc.gov/vaccines/schedules/downloads/adult/adult-schedule.pdf

NCBI Resources How To

PubMed.gov
US National Library of Medicine
National Institutes of Health

PubMed

Advanced

Abstract

Send to:

Hepatology. 2011 Jan;53(1):42-52. doi: 10.1002/hep.24024. Epub 2010 Dec 13.

Meeting vaccination quality measures for hepatitis A and B virus in patients with chronic hepatitis C infection.

Kramer JR[1], Hachem CY, Kanwal F, Mei M, El-Serag HB.

Author information

Abstract

Coinfection with hepatitis A virus (HAV) or hepatitis B virus (HBV) in patients with chronic hepatitis C virus (HCV) is associated with increased morbidity and mortality. The Center for Medicare and Medicaid Services has identified HAV and HBV vaccination as a priority area for quality measurement in HCV. It is unclear to what extent patients with HCV meet these recommendations. We used national data from the Department of Veterans Affairs HCV Clinical Case Registry to evaluate the prevalence and predictors of meeting the quality measure (QM) of receiving vaccination or documented immunity to HAV and HBV in patients with chronic HCV. We identified 88,456 patients who had overall vaccination rates of 21.9% and 20.7% for HBV and HAV, respectively. The QM rates were 57.0% and 45.5% for HBV and HAV, respectively. Patients who were nonwhite or who had elevated alanine aminotransferase levels, cirrhosis, or human immunodeficiency virus were more likely to meet the HBV QM. Factors related to HCV care were also determinants of meeting the HBV QM. These factors included receiving a specialist consult, genotype testing, or HCV treatment. Patients who were older, had psychosis, and had a higher comorbidity score were less likely to meet the HBV QM. With a few exceptions, similar variables were related to meeting the HAV QM. The incidence of superinfection with acute HBV and HAV was low, but it was significantly lower in patients who received vaccination than in those who did not.

CONCLUSION: Quality measure rates for HAV and HBV are suboptimal for patients with chronic HCV. In addition, several patient-related factors and receiving HCV-related care are associated with a higher likelihood of meeting QMs.

Copyright © 2010 American Association for the Study of Liver Diseases.

PMID: 21254161 [PubMed - indexed for MEDLINE]

Publication Types, MeSH Terms, Substances, Grant Support

HAV/HCV Co-infection

Acute hepatitis A infection + chronic HCV can be devastating.

In a prospective study by Vento, 432 patients with chronic hepatitis C (183 with cirrhosis) were observed over a 7-year period.

- Of the 17 patients with concurrent HAV infection, seven (41.4%) developed fulminant hepatitis and 6 patients died (35.3%).

Vento S. *J of Viral Hepatitis*. 2002; 7(S1):7-8.

Hepatitis A Vaccination

Two doses required

Havrix©:1440 ELISA Units (1 ml) IM with a booster dose (1440 units) at 6+ months after the primary immunization

VAQTA ©: 50 units (1 ml) IM with a booster dose (50 units) given at 6-18 months after primary immunization.

HBV/HCV Co-infection

7-20 million people worldwide are co-infected with HBV/HCV.

Patients with HBV/HCV coinfection have an increased risk for cirrhosis, hepatocellular carcinoma (HCC) and even death.

Potthoff A, Manns MP, Wedemeyer H. Expert Opin on Pharmacotherapy. 2010;11(6):919-28.

Hepatitis B Immunization

Energix-B©:

- Immunocompetent hosts:
  - 1 ml/dose for 3 total doses administered at 0, 1, and 6 months.
- Immunocompromised hosts:
  - 20 mcg/ml: administer 2 ml per dose at 0, 1, 2 and 6 months.

Recombivax HB©:

- Immunocompromised hosts:
  - 40 mcg/ml: administer 1 ml per dose at 0, 1, and 6 months

MMWR Weekly

September 21, 2001 / 50(37);806-7

Persons using assistive technology might not be able to fully access information in this file. For assistance, please send e-mail to: mmwrq@cdc.gov. Type 508 Accommodation in the subject line of e-mail.

Notice to Readers: FDA Approval for a Combined Hepatitis A and B Vaccine

On May 11, 2001, the Food and Drug Administration (FDA) licensed a combined hepatitis A and B vaccine (Twinrix®) for use in persons aged ≥18 years. Twinrix is manufactured and distributed by GlaxoSmithKline Biologicals (Rixensart, Belgium), and is made of the antigenic components used in Havrix and Engerix-B (GlaxoSmithKline). The antigenic components in Twinrix have been used routinely in separate single antigen vaccines in the United States since 1995 and 1989 as hepatitis A and B vaccines, respectively.

Vaccine Description

Each dose of Twinrix contains at least 720 enzyme-linked immunosorbent assays units of inactivated hepatitis A virus and 20 mcg of recombinant hepatitis B surface antigen (HBsAg) protein, with 0.45 mg of aluminum in the form of aluminum hydroxide and aluminum phosphate as adjuvants, 5.0 mg 2-phenoxyethanol as a preservative, and pH stabilizer in normal saline. Trace amounts of thimerosal (<1 μg mercury), neomycin (≤20 ng), formalin (≤0.1 mg), and yeast protein (≤5%) also are present from the manufacturing process.

Indications and Usage

Twinrix is indicated for vaccination of persons aged ≥18 years against hepatitis A and B. Any person in this age group having an indication for both hepatitis A and B vaccination can be administered Twinrix, including patients with chronic liver disease, users of illicit injectable drugs, men who have sex with men, and persons with clotting factor disorders who receive therapeutic blood products (*1*,*2*). For international travel, hepatitis A vaccine is recommended for travelers to areas of high or intermediate hepatitis A endemicity; hepatitis B vaccine is recommended for travelers to areas of high or intermediate hepatitis B endemicity who plan to stay for ≥6 months and have frequent close contact with the local population (*3*). Primary vaccination consists of three doses, given on a 0-, 1-, and 6-month schedule, the same schedule as that used for single antigen hepatitis B vaccine.

Twinrix©: Hepatitis A and B vaccine

Hepatitis A and recombinant hepatitis B inactivated vaccine

- Hepatitis A virus antigen 720 ELISA units and hepatitis B surface ag 20 mcg/mL (1 ml)
- Contains aluminum, trace amounts of neomycin, and some yeast protein

Given as 1 mL intramuscular injections at 0, 1, and 6 months (3 doses total)

- Hep A component is ½ that of the Hep A vaccine alone, so it may be less immunogenic after 1 dose.
- Hep B component is likewise ½ that of the Hep B vaccine alone, so it may be less immunogenic after a single dose.
- Should not be used as post-exposure prophylaxis.

Developing a HCV Vaccine: The Challenges

Hepatitis C is highly variable even among strains

HCV mutates quickly

The vaccine likely needs to be specific to only one genotype

Utilization of the T cell response is critical to viral clearance

RESEARCH ARTICLE | HEPATITIS C VIRUS

A human vaccine strategy based on chimpanzee adenoviral and MVA vectors that primes, boosts, and sustains functional HCV-specific T cell memory

Leo Swadling[1,*], Stefania Capone[2,*], Richard D. Antrobus[1,3,*], Anthony Brown[1], Rachel Richardson[1], Evan W. Newell[4,5], John Halliday[1,6], Christabel Kelly[1,6], Dan Bowen[1], Joannah Fergusson[1], Ayako Kurioka[1], Virginia Ammendola[2], Mariarosaria Del Sorbo[2], Fabiana Grazioli[2], Maria Luisa Esposito[2], Loredana Siani[2], Cinzia Traboni[2], Adrian Hill[1,3], Stefano Colloca[2], Mark Davis[4], Alfredo Nicosia[2,7,8], Riccardo Cortese[9,†], Antonella Folgori[2], Paul Klenerman[1,6] and Eleanor Barnes[1,3,6,‡]

[1]Nuffield Department of Medicine, University of Oxford, Oxford OX1 3SY, UK.

[2]ReiThera Srl (ex Okairos), Viale Città d'Europa 679, 00144 Rome, Italy.

[3]The Jenner Institute, University of Oxford, Oxford OX3 7DQ, UK.

[4]Department of Microbiology and Immunology, Stanford University, Stanford, CA 94305, USA.

[5]Singapore Immunology Network, Singapore 138648, Singapore.

[6]National Institute for Health Research Oxford Biomedical Research Centre, and Translational Gastroenterology Unit, Oxford OX3 7LE, UK.

[7]CEINGE, via Gaetano Salvatore 486, 80145 Naples, Italy.

[8]Department of Molecular Medicine and Medical Biotechnology, University of Naples Federico II, Via S. Pansini 5, 80131 Naples, Italy.

[9]Okairos AG, 4051 Basel, Switzerland.

‡Corresponding author. E-mail: ellie.barnes@ndm.ox.ac.uk

* These authors contributed equally to this work.

† Present address: Keires AG, Elisabethenstrasse 15, 4051 Basel, Switzerland.

Science Translational Medicine 05 Nov 2014:
Vol. 6, Issue 261, pp. 261ra153
DOI: 10.1126/scitranslmed.3009185

Hepatitis C Vaccine

- Simian adenovirus vector (ChAd3) + modified vaccinia Ankara vector (MVA) that encodes NS3, NS4, NS5A and NS5B proteins of Hepatitis C genotype 1b
- HCV specific T-cells are induced ChAd3, then boosted by MVA, to generate high levels of CD8+ and CD4+ HCV-specific T cells that target multiple HCV antigens
- Sustained memory cells and effector T cells are then generated
- T-cell memory evolves over time to produce anti-HCV immunity
- So far appears to produce a "durable, broad, sustained and balanced T-cell response to [HCV]… associated with viral control".

Swadling et al. Science Translational Medicine. 2014; 6(261):261.

Treatment

Specific Targets for HCV Treatment: Protease and Polymerase Inhibition

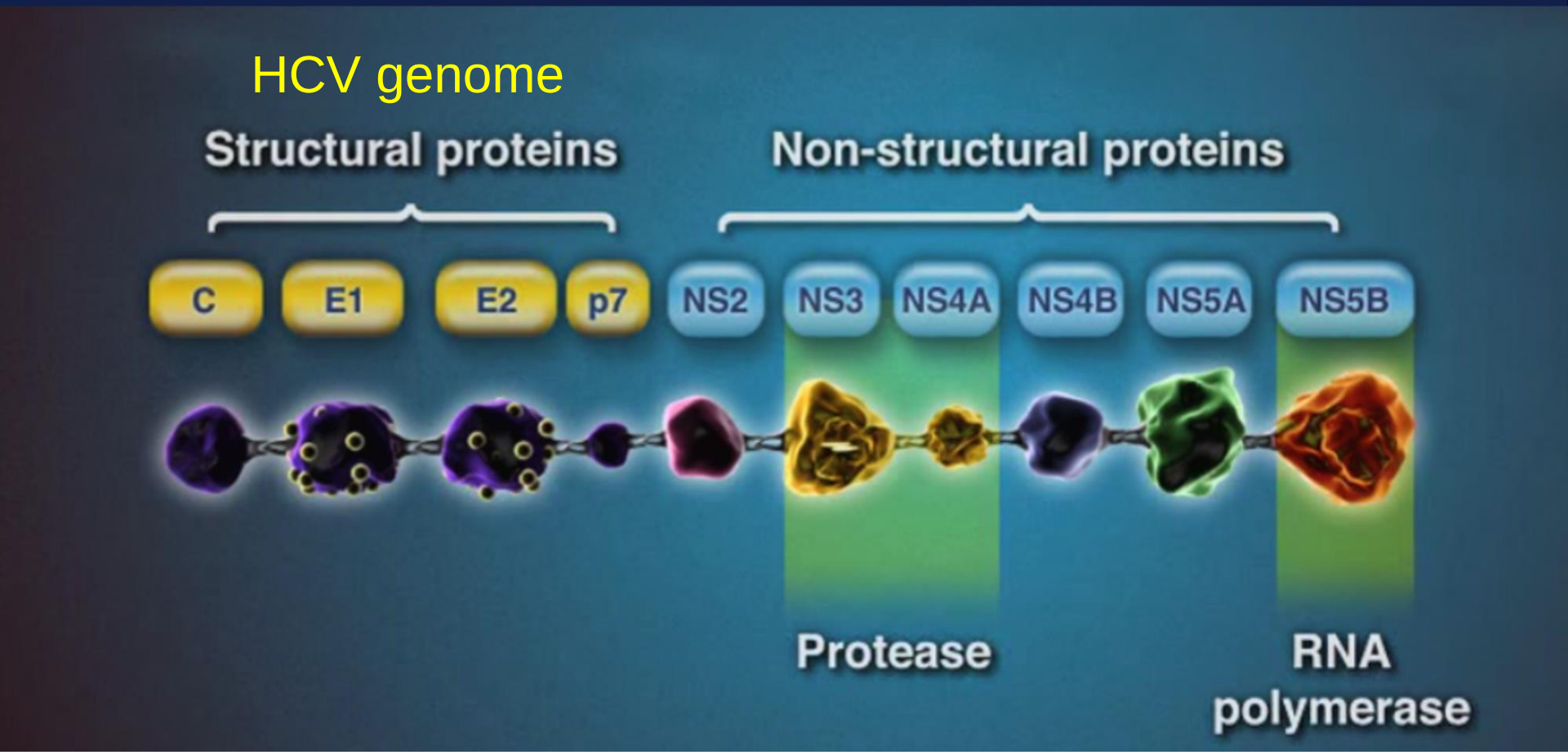

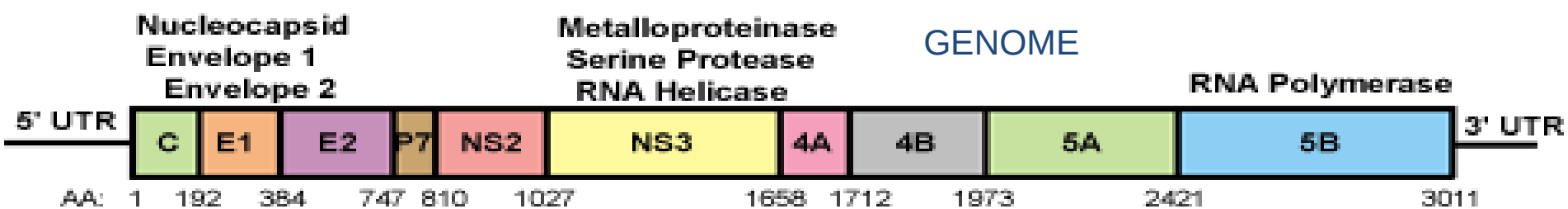

December 2013

FIRST IFN-Free Therapy FDA-approved

Sofosbuvir **Nucleotide Analogue Inhibitor of HCV NS5B polymerase enzyme**

- Potent HCV-specific nucleotide analog (chain terminator)
- Safe and well tolerated
  - Once daily, no food effect
  - No significant drug interactions
  - No safety signals in preclinical/clinical studies
- High barrier to resistance
  - No virologic breakthrough to date
- Pangenotypic antiviral effect

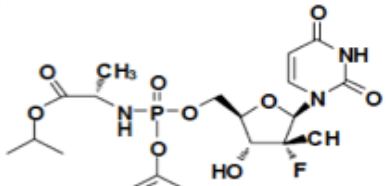

? cyclosporine

Effective for treatment-naives + pts who failed prior IFN treatment, cirrhotics, decompensated cirrhotics

Slide courtesy of Dr. Lynn Taylor

Multiple Validated Drug Targets

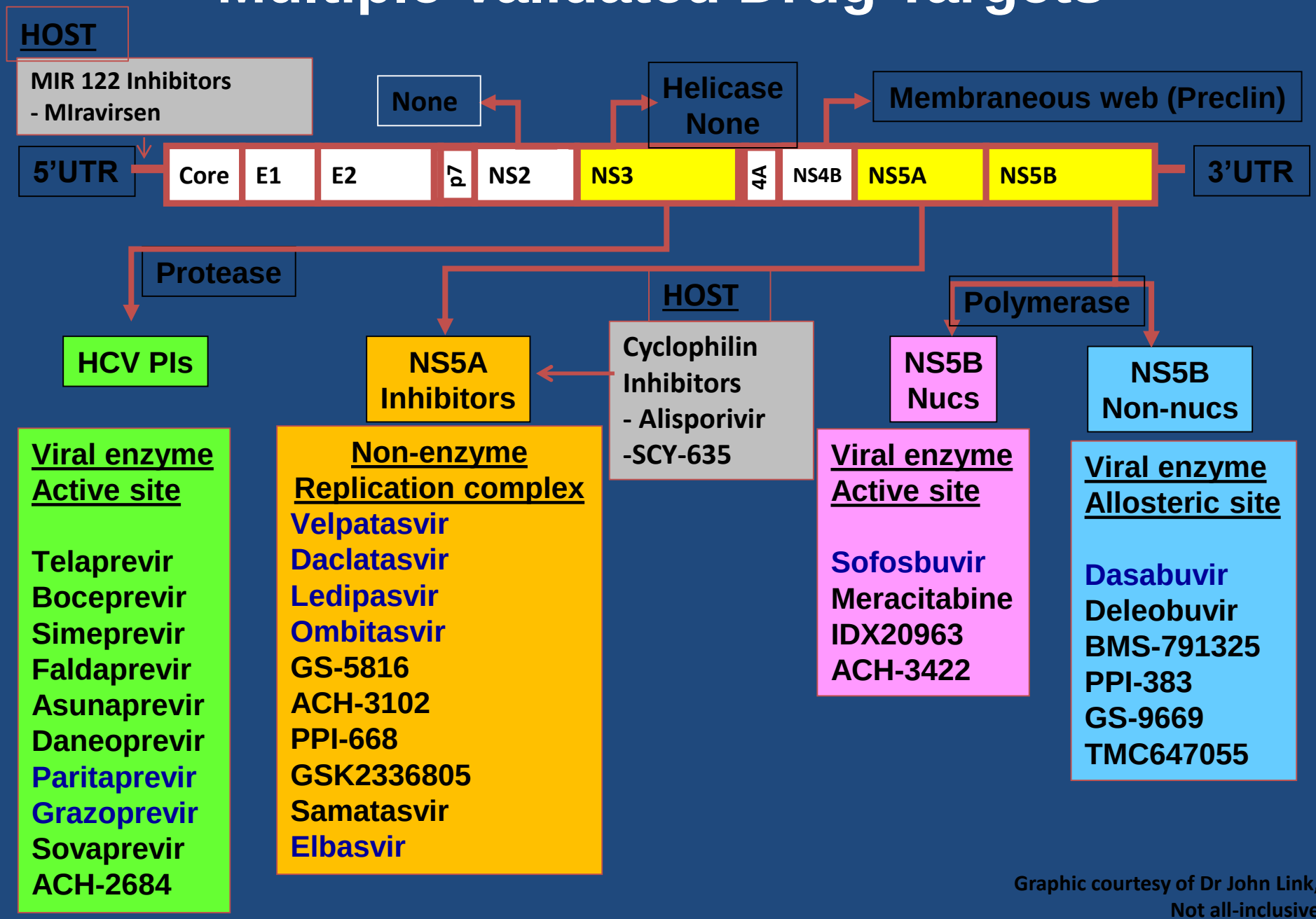

Graphic courtesy of Dr John Link,
Not all-inclusive
Slide courtesy of Dr. Camilla Graham.

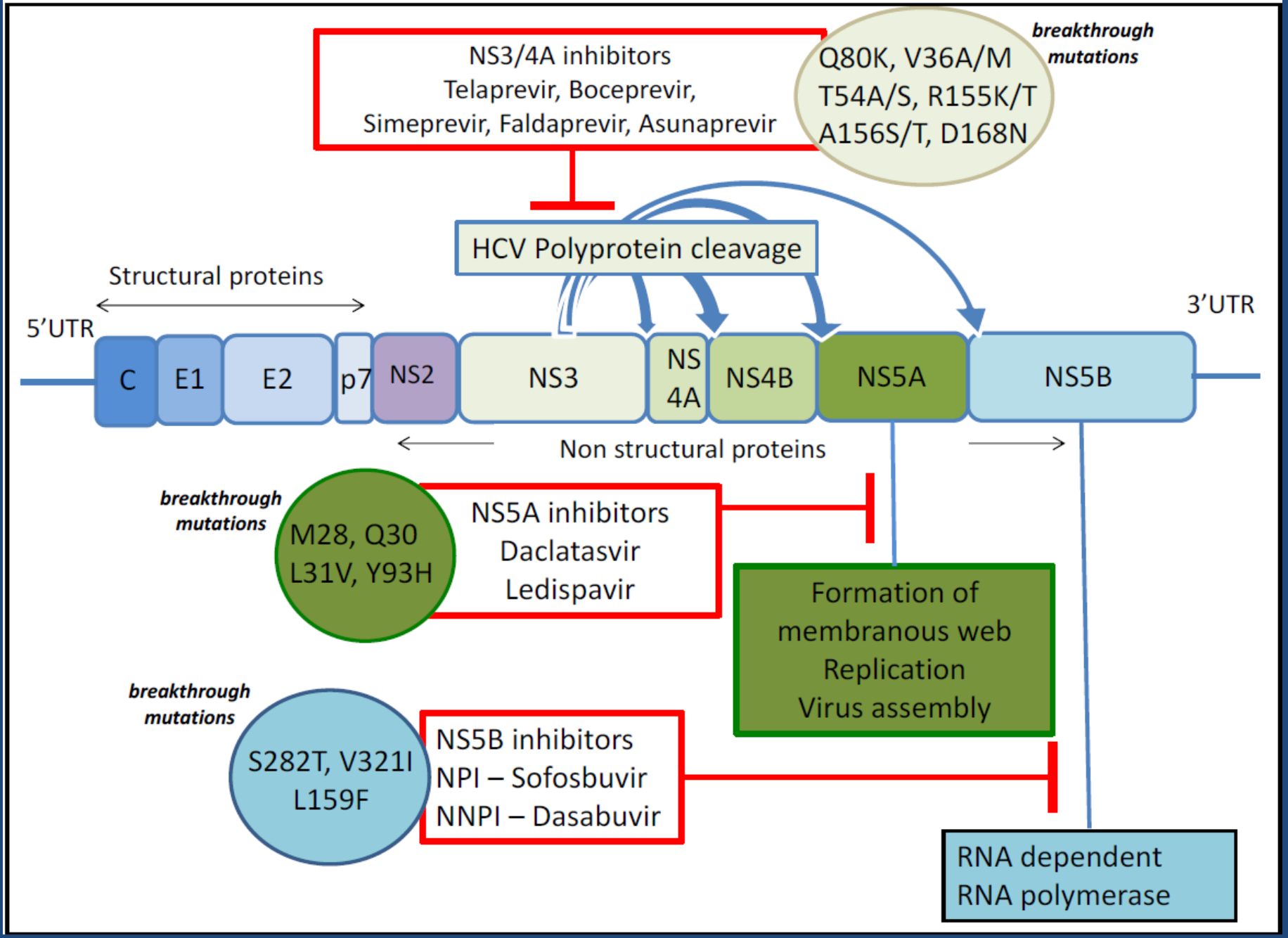

Ahmed A, Felmlee DJ. Viruses. 2015 Dec 18;7(12):6716-29.

Keeping it Straight

Generic Names	Trade/Brand Names
Ledipasvir/Sofosbuvir	**Harvoni**
Sofosbuvir.....	**Sovaldi**
Daclatasvir.....	**Daclinza**
Grazoprevir/elabasvir.....	**Zepatier**
Paritepravir/ritonavir/ombitasvir + dasabuvir	**Viekira pak or Abbvie 3D**
Paritepravir/ritonavir/ombitasvir.....	**Technivie or Abbvie 2D**
Simepravir.....	**Olysio**

Home | Full Report | Panel | Organizations | Process | Contact Us | About

AASLD
AMERICAN ASSOCIATION FOR THE STUDY OF LIVER DISEASES
Home

HCV Guidance: Recommendations for Testing, Managing, and Treating Hepatitis C

IDSA
Infectious Diseases Society of America

Search the Guidance

Enter your keywords | Search

Click here to download a printable PDF of the Full Report - March 2016 Version

Table of Contents

- Full Report
- Introduction
- ⊞ Methods
- ⊞ HCV Testing and Linkage to Care
- ⊞ When and in Whom to Initiate HCV Therapy
- ⊞ Overview of Cost, Reimbursement, and Cost-effectiveness

Home » INITIAL TREATMENT OF HCV INFECTION

INITIAL TREATMENT OF HCV INFECTION

Printer-friendly version PDF version

Initial treatment of HCV infection includes patients with chronic hepatitis C who have not been previously treated with IFN, PEG-IFN, RBV, or any HCV direct-acting antiviral (DAA) agent, whether experimental, investigational, or US Food and Drug Administration (FDA) approved.

Expansions and notes for abbreviations used in this section can be found in Methods Table 3.

A summary of recommendations for initial treatment is found in the BOX.

The level of evidence available to inform the best regimen for each patient and the strength of the recommendation vary, and are rated accordingly (see Methods Table 2). In addition, specific recommendations are given when treatment differs for a particular group (eg, those infected with various genotypes). **Recommended** regimens are those that are favored for most patients in that subgroup, based on optimal efficacy, favorable tolerability and toxicity profiles, duration, and pill burden. **Alternative** regimens are those that are effective but have, relative to Recommended regimens, potential disadvantages, limitations for use in certain patient populations, or less supporting data than Recommended regimens. In certain situations, an Alternative regimen may be an optimal regimen for a specific patient situation. **Not Recommended** regimens are clearly inferior compared to Recommended or Alternative regimens due to factors such as lower efficacy, unfavorable tolerability and toxicity, longer duration, and/or higher pill burden. Unless otherwise indicated, such regimens should not be administered to patients with HCV infection. Specific considerations of persons

Website: http://www.hcvguidelines.org

Case #1

A 56 yo M with diabetes mellitus, peptic ulcer disease due to NSAIDS with prior upper GI bleed, opioid use disorder in remission, tobacco dependence, and chronic hepatitis C genotype 1a, fibrosis stage 2, HCV viral load 2.6 million, presents for evaluation to your office.

Pt's EGD last month shows no active upper GI bleeding and well-healed peptic ulcers. He has never been treated for chronic hepatitis C before, presents today to discuss his treatment options. Pt has no known mental health disorders, is stably housed, and hasn't used injection drugs in over 10 years, stable on methadone.

Provided the patient has no drug-drug interactions…

Which of the following directly-acting antivirals is the best option for treatment?

✓	1. Ledipasvir 90 mg/sofosbuvir 400 mg (HARVONI) x 8 weeks	0%
	2. Sofobuvir 400 mg (SOVALDI) + weight-based ribavirin x 12 weeks	0%
	3. Paritepravir 150 mg/ritonavir 100 mg/ombitasvir 25 mg + dasabavir 250 mg BID (VIEKIRA PAK) twice daily + weight-based ribavirin x 8 weeks	0%
	4. Daclatasvir 60 mg (DAKLINZA) + Sofosbuvir 400 mg (SOVALDI) x 24 weeks	0%

Case #1 continued

This patient's med list includes:

omeprazole 40 mg daily

levothyroxine 125 mcg daily

levetiracetam 1000 mg twice daily

methadone 90 mg daily

What changes would you suggest to the patient's provider regarding this patient's medications prior to treatment initiation?

1. Suggest an alternate anti-convulsant — 0%
2. ✓ Reduce omeprazole to 20 mg daily if clinically feasible and advise the patient to take the drug at the same time as Ledipasvir/Sofosbuvir (Harvoni) — 0%
3. Increase the levothyroxine — 0%
4. Reduce the pt's methadone dose — 0%
5. No changes needed here — 0%

A. Genotype 1a

Genotype 1a Treatment-naïve Patients without Cirrhosis - Recommended

Recommended regimens are listed in groups by level of evidence, then alphabetically.

- **Daily fixed-dose combination of elbasvir (50 mg)/grazoprevir (100 mg) for 12 weeks is a Recommended regimen for treatment-naïve patients with HCV genotype 1a infection who do not have cirrhosis and in whom no baseline high fold-change NS5A RAVs[§] for elbasvir are detected.**
  Rating: Class I, Level A

- **Daily fixed-dose combination of ledipasvir (90 mg)/sofosbuvir (400 mg) for 12 weeks is a Recommended regimen for treatment-naïve patients with HCV genotype 1a infection who do not have cirrhosis.**
  Rating: Class I, Level A

- **Daily fixed-dose combination of paritaprevir (150 mg)/ritonavir (100 mg)/ombitasvir (25 mg) plus twice-daily dosed dasabuvir (250 mg) with weight-based RBV for 12 weeks is a Recommended regimen for treatment-naïve patients with HCV genotype 1a infection who do not have cirrhosis.**
  Rating: Class I, Level A

- **Daily simeprevir (150 mg) plus sofosbuvir (400 mg) for 12 weeks is a Recommended regimen for treatment-naïve patients with HCV genotype 1a infection who do not have cirrhosis.**
  Rating: Class I, Level A

- **Daily daclatasvir (60 mg*) plus sofosbuvir (400 mg) for 12 weeks is a Recommended regimen for treatment-naïve patients with HCV genotype 1a infection who do not have cirrhosis.**
  Rating: Class I, Level B

[§] Includes G1a polymorphisms at amino acid positions 28, 30, 31, or 93. Amino acid substitutions that confer resistance.

*The dose of daclatasvir may need to increase or decrease when used concomitantly with cytochrome P450 3A/4 inducers and inhibitors, respectively. Please refer to the prescribing information and the section on HIV/HCV coinfection for patients on antiretroviral therapy.

Genotype 1a Treatment-naïve Patients with Compensated Cirrhosis‡ - Recommended

Recommended regimens are listed in groups by level of evidence, then alphabetically.

- **Daily fixed-dose combination of elbasvir (50 mg)/grazoprevir (100 mg) for 12 weeks is a Recommended regimen for treatment-naïve patients with HCV genotype 1a infection who have compensated cirrhosis and in whom no baseline high fold-change NS5A RAVs§ for elbasvir are detected.**
  Rating: Class I, Level A

- **Daily fixed-dose combination of ledipasvir (90 mg)/sofosbuvir (400 mg) for 12 weeks is a Recommended regimen for treatment-naïve patients with HCV genotype 1a infection who have compensated cirrhosis.**
  Rating: Class I, Level A

‡ For decompensated cirrhosis, please refer to the appropriate section.

§ Includes G1a polymorphisms at amino acid positions 28, 30, 31, or 93. Amino acid substitutions that confer resistance.

Genotype 1b Treatment-naïve Patients without Cirrhosis - Recommended

Recommended regimens are listed in groups by level of evidence, then alphabetically.

- **Daily fixed-dose combination of elbasvir (50 mg)/grazoprevir (100 mg) for 12 weeks is a Recommended regimen for treatment-naïve patients with HCV genotype 1b infection who do not have cirrhosis.**
  Rating: Class I, Level A

- **Daily fixed-dose combination of ledipasvir (90 mg)/sofosbuvir (400 mg) for 12 weeks is a Recommended regimen for treatment-naïve patients with HCV genotype 1b infection who do not have cirrhosis.**
  Rating: Class I, Level A

- **Daily fixed-dose combination of paritaprevir (150 mg)/ritonavir (100 mg)/ombitasvir (25 mg) plus twice-daily dosed dasabuvir (250 mg) for 12 weeks is a Recommended regimen for treatment-naïve patients with HCV genotype 1b infection who do not have cirrhosis.**
  Rating: Class I, Level A

- **Daily simeprevir (150 mg) plus sofosbuvir (400 mg) for 12 weeks is a Recommended regimen for treatment-naïve patients with HCV genotype 1b infection who do not have cirrhosis.**
  Rating: Class I, Level A

- **Daily daclatasvir (60 mg*) plus sofosbuvir (400 mg) for 12 weeks is a Recommended regimen for treatment-naïve patients with HCV genotype 1b infection who do not have cirrhosis.**
  Rating: Class I, Level B

*The dose of daclatasvir may need to increase or decrease when used concomitantly with cytochrome P450 3A/4 inducers and inhibitors, respectively. Please refer to the prescribing information and the section on HIV/HCV coinfection for patients on antiretroviral therapy.

Genotype 1b Treatment-naïve Patients with Compensated Cirrhosis‡ - Recommended

Recommended regimens are listed in groups by level of evidence, then alphabetically.

- **Daily fixed-dose combination of grazoprevir (100 mg)/elbasvir (50 mg) for 12 weeks is a Recommended regimen for treatment-naïve patients with HCV genotype 1b infection who have compensated cirrhosis.**
  Rating: Class I, Level A

- **Daily fixed-dose combination of ledipasvir (90 mg)/sofosbuvir (400 mg) for 12 weeks is a Recommended regimen for treatment-naïve patients with HCV genotype 1b infection who have compensated cirrhosis.**
  Rating: Class I, Level A

- **Daily fixed-dose combination of paritaprevir (150 mg)/ritonavir (100 mg)/ombitasvir (25 mg) plus twice-daily dosed dasabuvir (250 mg) for 12 weeks is a Recommended regimen for treatment-naïve patients with HCV genotype 1b infection who have compensated cirrhosis.†**
  Rating: Class I, Level A

‡ For decompensated cirrhosis, please refer to the appropriate section.

† Please see statement on FDA warning regarding the use of PrOD or PrO in patients with cirrhosis.

Genotype 1: C-EDGE

382 patients received 12 weeks of elbasvir 50 mg + grazoprevir 100 mg (ZEPATIER) for genotype 1 HCV.

- 50% genotype 1a
- 41% genotype 1b

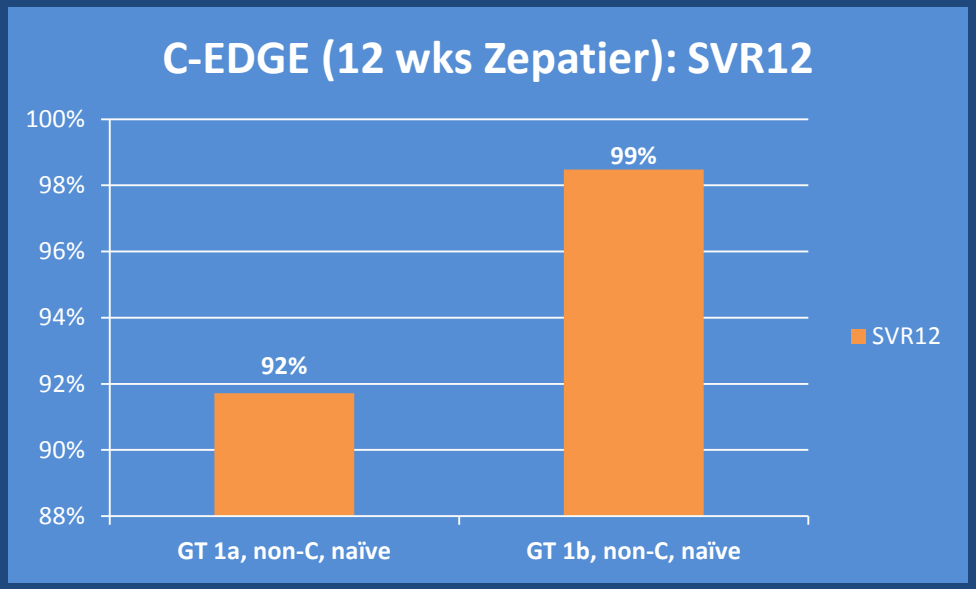

Genotype 1: C-WORTHY

74 patients, treatment-naïve, non-cirrhotic, included both HCV mono-infected and HIV/HCV co-infected patients who received 12 weeks of elbasvir 50 mg + grazoprevir 100 mg (ZEPATIER) without ribavirin.

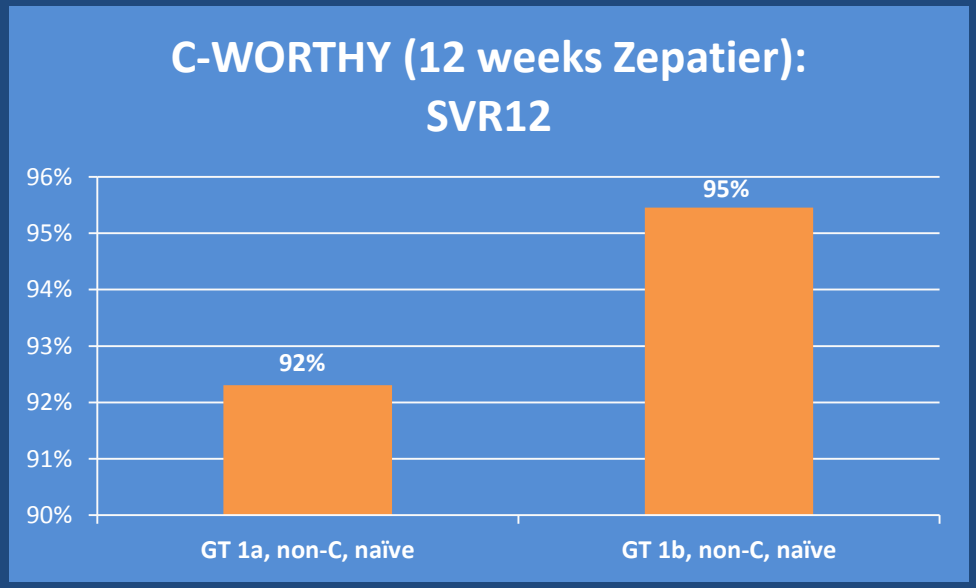

Genotype 1: C-EDGE, Cirrhotic pts

Presence or absence of compensated cirrhosis does not appear to alter the efficacy of the elbasvir 50 mg/grazoprevir 100 mg (ZEPATIER) regimen.

92 (22%) patients in the trial had Metavir F4 disease consistent with cirrhosis.

SVR12 was 97% (90/92) in cirrhotic patients with GT 1 disease.

Genotype 1: RAVs

Baseline NS5A Resistance-associated variants (RAVs) significantly reduce rates of SVR12 with a 12-week course of the elbasvir 50 mg/grazoprevir 100 mg (ZEPATIER) regimen in GT 1a patients.

NS5A RAVs were identified at baseline in 12% (19/154) of GT 1a patients enrolled in the C-EDGE study.

- 58% (11/19) achieved SVR12 compared to
- 99% (133/135) SVR12 in patients without RAVs

Recommendation: Patients should be tested for RAVS to NS5A inhibitors before beginning treatment.

Genotype 1: ION Trials

ION-1: Ledipasvir 90 mg/sofosbuvir 400 mg (HARVONI)

865 treatment-naïve patients, including pts with cirrhosis.

- **SVR12 was 97-99% overall in all groups**
- There was no significant difference in SVR12 based on:
  - Use of RBV
  - HCV genotype 1 subtype
  - Length of treatment (12 vs. 24 week regimens)
- 16% of subjects had cirrhosis
  - **SVR12 was 97% in cirrhotic patients**

Genotype 1: ION Trials

ION-3: Ledipasvir 90 mg/sofosbuvir 400 mg (Harvoni)

647 treatment-naïve patients, non-cirrhotic only

- There were lower relapse rates in patients receiving 8 weeks of ledipasvir/sofosbuvir (Harvoni) who had baseline HCV RNA levels below 6 million IU/mL (2%; 2 of 123)

Genotype 1: PEARL-IV, SAPPHIRE-1, TURQUOISE-II

SAPPHIRE-I: Paritaprevir 150 mg/ ritonavir 100 mg/ ombitasvir 25 mg + Dasabavir 250 mg BID x 12 wks (VIEKIRA PAK) + weight-based ribavirin

322 treatment-naïve, non-cirrhotic patients with genotype 1a

- SVR12 was 95% with 12 weeks of Viekira pak and ribavirin
- Virologic failure was higher in GT1a (7 of the 8 failures were GT 1a)

PEARL-IV:

305 treatment-naïve, non-cirrhotic patients with genotype 1a

- This trial provided the rationale for recommendation to use ribavirin with all GT1a disease if using Viekira pak

Genotype 1: PEARL-IV, SAPPHIRE-1, TURQUOISE-II

PEARL-IV:

305 treatment-naïve, non-cirrhotic patients with genotype 1a

- This trial provided the rationale for recommendation to use ribavirin with all GT1a disease if using Viekira pak

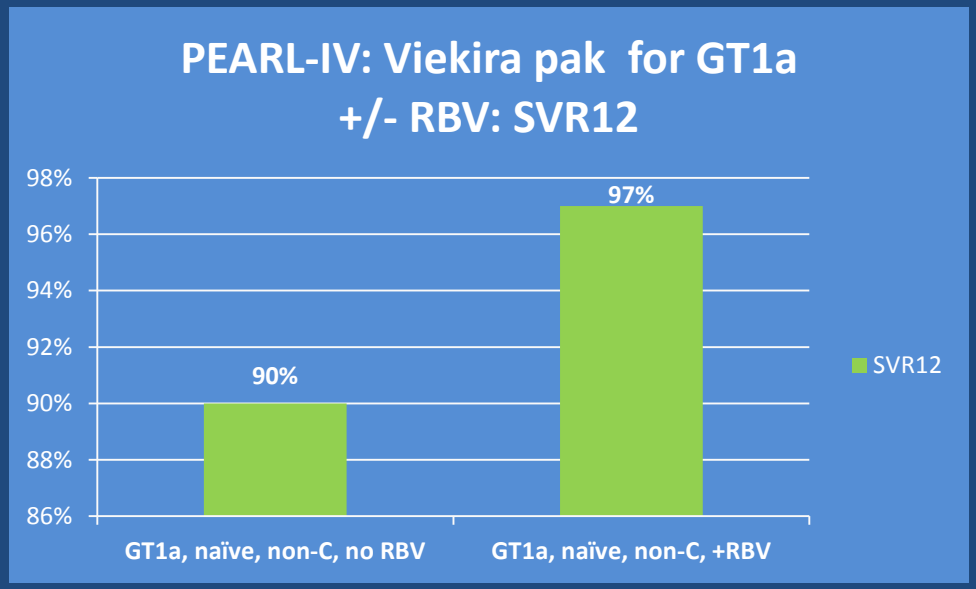

Genotype 1: PEARL-IV, SAPPHIRE-1, TURQUOISE-II

TURQUOISE-II: Paritaprevir 150 mg/ ritonavir 100 mg/ ombitasvir 25 mg + Dasabavir 250 mg BID x 12 wks (Viekira pak) + weight-based ribavirin

261 treatment-naïve and -experienced patients with genotype 1a and cirrhosis.

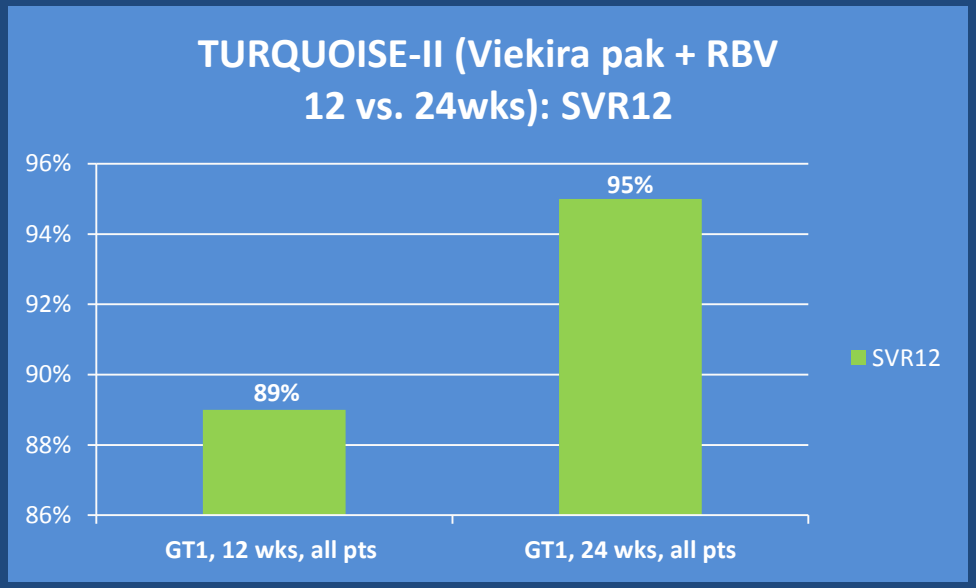

Due to at least 2 cases of CTP class A compensated cirrhotic patients dying or requiring liver transplant after receipt of Viekira pak or Technivie, this regimen is now **contraindicated** in patients with **Child Turcotte Pugh (CTP) class B or C hepatic impairment** (decompensated liver disease).

Genotype 1: OPTIMIST-1

OPTIMIST-1:

310 treatment-naïve and -experienced patients without cirrhosis

Simeprevir 150 mg (OLYSIO) and sofosbuvir 400 mg (SOVALDI) in chronically infected patients with HCV genotype 1

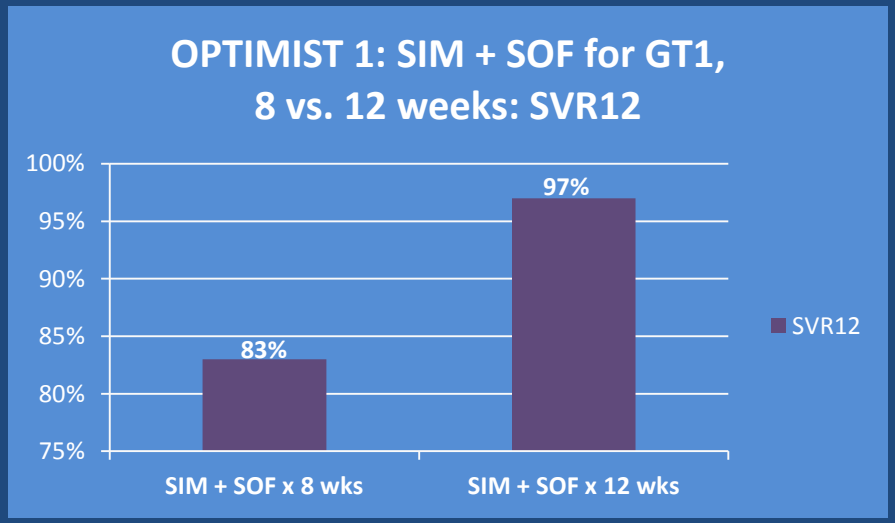

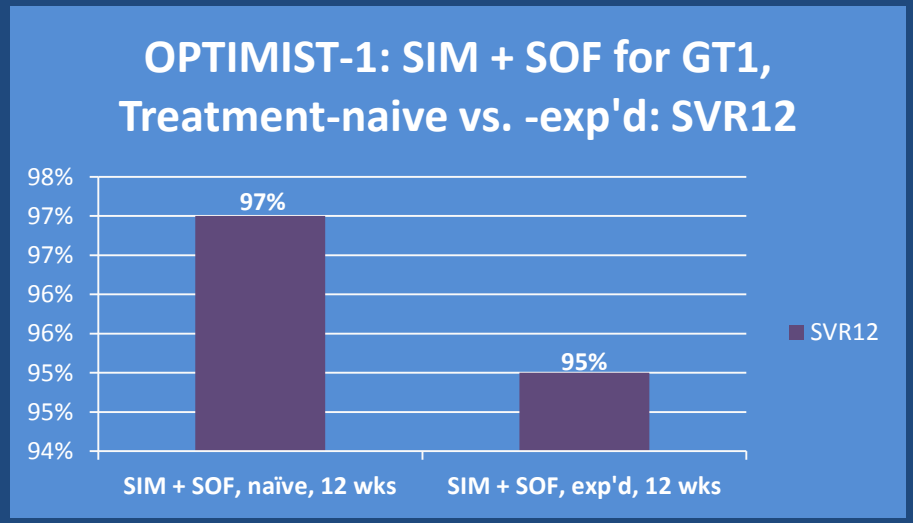

Genotype 1: OPTIMIST -2

Simeprevir 150 mg (OLYSIO) and sofosbuvir 400 mg (SOVALDI) in chronically infected patients with HCV genotype 1

OPTIMIST-2:

103 treatment-naïve and -experienced patients with cirrhosis

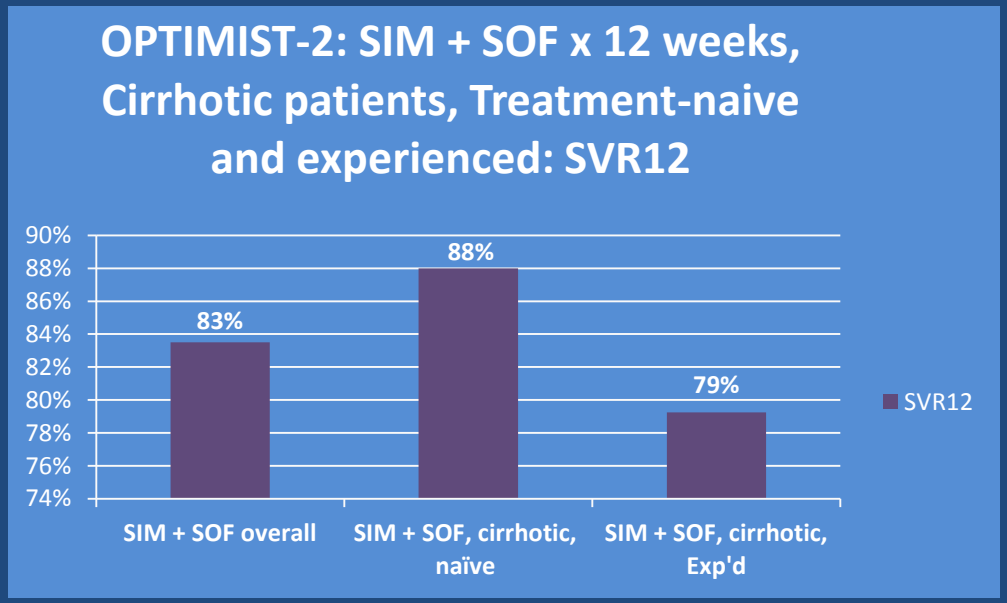

Genotype 1: ALLY-1

ALLY-1: Daclatasvir 60 mg daily (DACLINZA) + sofosbuvir 400 mg daily (SOVALDI) + weight-based RBV in 60 patients with advanced cirrhosis

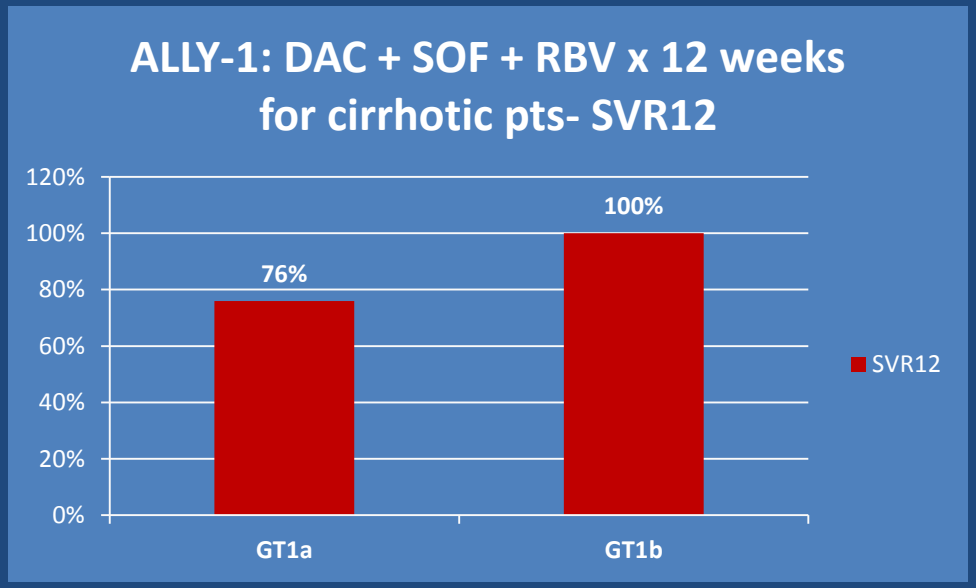

Therefore 24 weeks of treatment is recommended for GT1a with cirrhosis, although the SVR12 remains unclear in this group

Case #2

A 65 yo M with history of anemia of chronic disease, GERD, asthma, CAD and chronic hepatitis C genotype 2, fibrosis stage 3, HCV viral load 4 million, presents for evaluation. Pt is interested in treatment. Pt's anemia has been thoroughly evaluated and appears to be anemia of chronic disease. His last hemoglobin was 9.5. He denies having ever had any bleeding, melena, BRBPR, hematemesis, epistaxis or hemoptysis.

Meds:

albuterol inhaler as needed

omeprazole 20 mg daily

metoprolol tartrate 100 mg daily

lisinopril 10 mg daily

aspirin 325 mg daily

simvastatin 10 mg daily

Which of the following is a contraindication to the use of ribavirin in this patient?

1. Drug-drug interaction with omeprazole
2. Hemoglobin baseline < 11.0
3. Coronary artery disease history
4. Patient's HCV genotype (2)

Genotype 2 Treatment-naïve Patients without Cirrhosis - Recommended

Recommended regimens are listed in groups by level of evidence, then alphabetically.

- **Daily sofosbuvir (400 mg) and weight-based RBV for 12 weeks is a Recommended regimen for treatment-naïve patients with HCV genotype 2 infection who do not have cirrhosis.**
  Rating: Class I, Level A

- **Daily daclatasvir (60 mg*) plus sofosbuvir (400 mg) for 12 weeks is a Recommended regimen for treatment-naïve patients with HCV genotype 2 infection who do not have cirrhosis and who are not eligible to receive RBV.**
  Rating: Class IIa, Level B

* The dose of daclatasvir may need to increase or decrease when used concomitantly with cytochrome P450 3A/4 inducers and inhibitors, respectively. Please refer to the prescribing information and the section on HIV/HCV coinfection for patients on antiretoviral therapy.

Genotype 2 Treatment-naïve Patients with Compensated Cirrhosis‡ - Recommended

Recommended regimens are listed in groups by level of evidence, then alphabetically.

- **Daily daclatasvir (60 mg*) plus sofosbuvir (400 mg) for 16 weeks to 24 weeks is a Recommended regimen for treatment-naïve patients with HCV genotype 2 infection who have compensated cirrhosis and who are not eligible to receive RBV.**
  Rating: Class IIa, Level B

- **Daily sofosbuvir (400 mg) and weight-based RBV for 16 weeks to 24 weeks is a Recommended regimen for treatment-naïve patients with HCV genotype 2 infection who have compensated cirrhosis.**
  Rating: Class IIa, Level C

‡ For decompensated cirrhosis, please refer to the appropriate section.

* The dose of daclatasvir may need to increase or decrease when used concomitantly with cytochrome P450 3A/4 inducers and inhibitors, respectively. Please refer to the prescribing information and the section on HIV/HCV coinfection for patients on antiretoviral therapy.

Genotype 2: FISSION, VALENCE, POSITRON Trials

Sofosbuvir 400 mg daily (SOVALDI) and weight-based ribavirin

FISSION: 499 treatment-naïve pts with GT 2 or 3, randomized to daily PEG-IFN/RBV x 24 wks vs. Sofosbuvir 400 mg daily (SOVALDI) + RBV x 12 weeks.

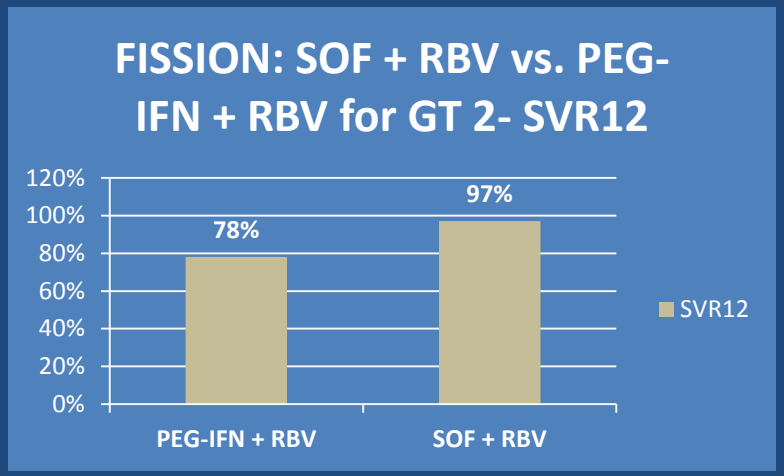

POSITRON: 278 interferon-ineligible or unwilling, treatment-naïve and treatment-experienced GT2 and GT3 pts randomized to 12 weeks Sofosbuvir (SOVALDI) + RBV vs. placebo x 12 weeks.

- SVR12 was 93% (101/109) among GT2s

Genotype 2: FISSION, VALENCE, POSITRON Trials

VALENCE: 419 treatment-naïve and treatment-experienced patients with HCV genotype 2 or 3. GT 2 patients received 12 weeks of sofosbuvir 400 mg daily (SOVALDI) + RBV versus placebo.

- SVR12 for GT2 was 97% (31/32) for SOF + RBV x12 weeks

The overall SVR12 was 94% in a pooled analysis of all 3 trials with SOF/RBV x 12 weeks (for GT 2)

- Patients with cirrhosis tended to do worse in all 3 trials
- Thus therapy was extended to 16 weeks in pts with cirrhosis (despite limited data)

Case #3

A 45 yo M w/ a seizure disorder, hypothyroidism, and treatment-experienced hepatitis C genotype 3 without cirrhosis (null response to PEG-IFN + RBV after 12 weeks), presents for treatment. His provider decides to treat him with 12 weeks of daclatasvir (DAKLINZA) + sofosbuvir (SOVALDI).

Which of the following drug-drug interactions are you most concerned about?

1. Carbamazepine ✓
2. Pantoprazole
3. Levothyroxine
4. Levetiracetam
5. Omeprazole

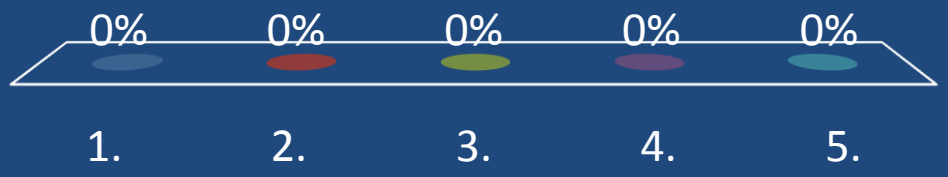

Genotype 3 Treatment-naïve Patients without Cirrhosis - Recommended

Recommended regimens are listed in groups by level of evidence, then alphabetically.

- **Daily daclatasvir (60 mg*) plus sofosbuvir (400 mg) for 12 weeks is a Recommended regimen for treatment-naïve patients with HCV genotype 3 infection who do not have cirrhosis.**
  Rating: Class I, Level A

- **Daily sofosbuvir (400 mg) and weight-based RBV plus weekly PEG-IFN for 12 weeks is a Recommended regimen for treatment-naïve patients with HCV genotype 3 infection who do not have cirrhosis and who are eligible to receive PEG-IFN.**
  Rating: Class I, Level A

* The dose of daclatasvir may need to increase or decrease when used concomitantly with cytochrome P450 3A/4 inducers and inhibitors, respectively. Please refer to the prescribing information and the section on HIV/HCV coinfection for patients on antiretoviral therapy.

Genotype 3 Treatment-naïve Patients with Compensated Cirrhosis‡ - Recommended

Recommended regimens are listed in groups by level of evidence, then alphabetically.

- **Daily sofosbuvir (400 mg) and weight-based RBV plus weekly PEG-IFN for 12 weeks is a Recommended regimen for treatment-naïve patients with HCV genotype 3 infection who have compensated cirrhosis and who are eligible to receive PEG-IFN.**
  Rating: Class I, Level A

- **Daily daclatasvir (60 mg*) plus sofosbuvir (400 mg) for 24 weeks with or without weight-based RBV is a Recommended regimen for treatment-naïve patients with HCV genotype 3 infection who have compensated cirrhosis.**
  Rating: Class IIa, Level B

‡ For decompensated cirrhosis, please refer to the appropriate section.

* The dose of daclatasvir may need to increase or decrease when used concomitantly with cytochrome P450 3A/4 inducers and inhibitors, respectively. Please refer to the prescribing information and the section on HIV/HCV coinfection for patients on antiretoviral therapy.

Genotype 3: ALLY-3 Trial

ALLY-3: 101 treatment-naïve patients with and without cirrhosis, daclatasvir 60 mg daily (Daklinza) + sofosbuvir 400 mg daily (Sovaldi) x 12 weeks (no ribavirin)

- This data suggests that cirrhotic patients might benefit from extension of therapy to 24 weeks.

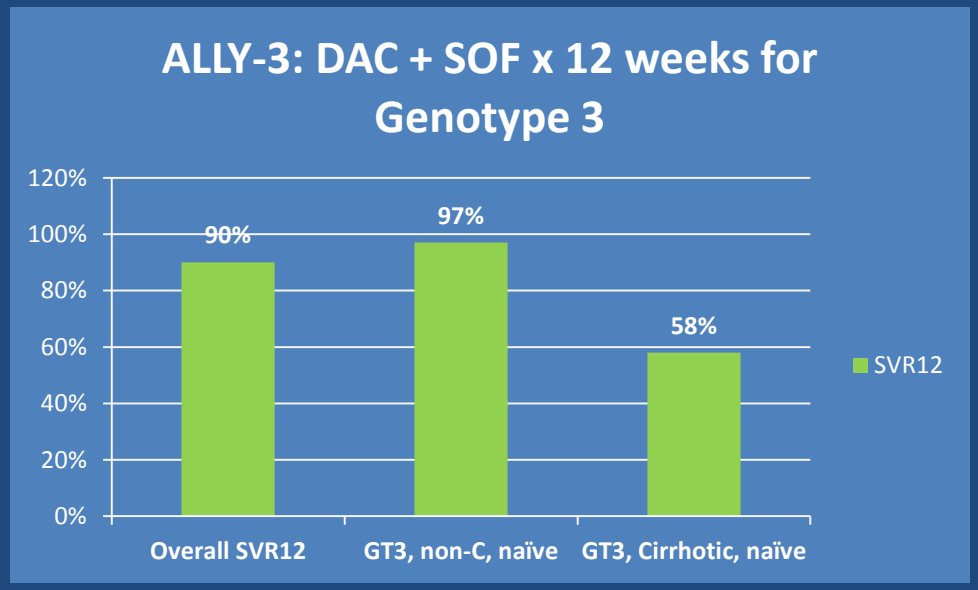

Genotype 3: ALLY-3 Trial

Daclatasvir + Sofosbuvir + RBV x 12 vs. 16 weeks in those with cirrhosis:

- SVR12 rates were 88% (15/17) for those in the 12 week arm versus
- SVR12 of 89% (16/18) in the 16 week arm

Genotype 3: BOSON Trial

592 patients total, both treatment-naïve and treatment-experienced (IFN-eligible ONLY)

196 received sofosbuvir 400 mg daily (SOVALDI) and RBV for 16 weeks

199 received sofosbuvir 400 mg daily (SOVALDI) and RBV for 24 weeks

197 received sofosbuvir 400 mg daily (SOVALDI) + PEG-IFN/RBV for 12 weeks

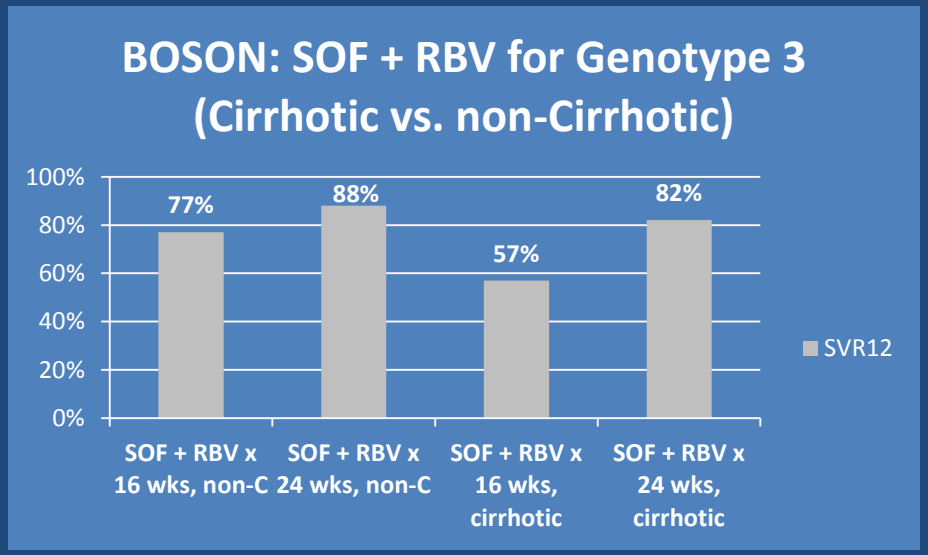

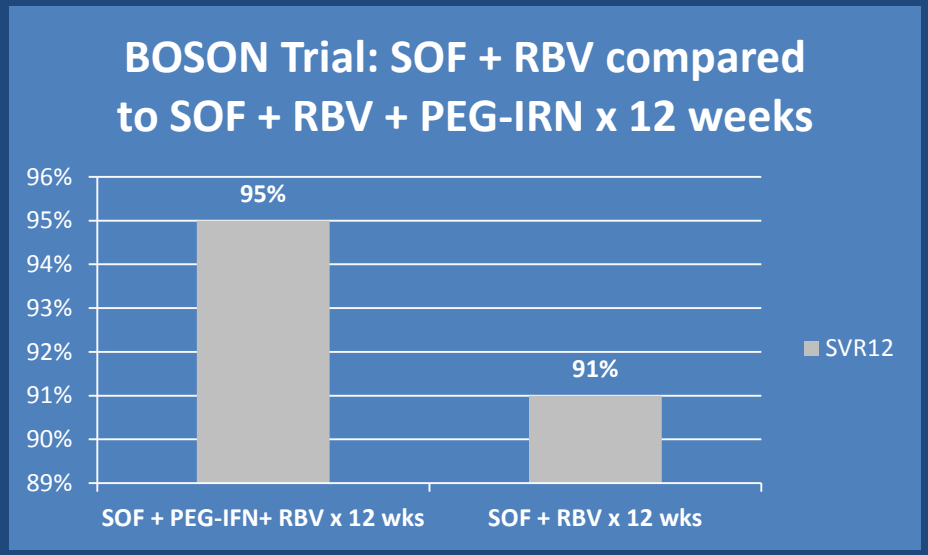

Genotype 3: VALENCE Trial

250 treatment-naïve (42%) and -experienced (58%) subjects with genotype 3 (cirrhotic (n=45) and non-cirrhotic (n=100)) received sofosbuvir 400 mg daily (SOVALDI) plus weight-based RBV x 24 weeks.

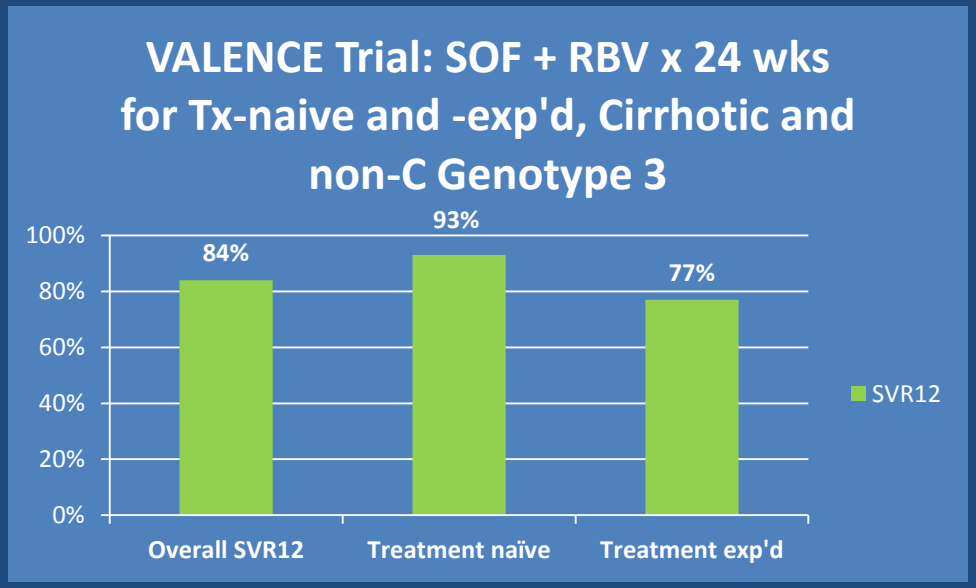

Cirrhosis had no significant impact on overall SVR12.

Genotype 3: C-SWIFT Trial

40 patients with GT 3, treatment-naïve, with and without cirrhosis, randomized to 8 versus 12 weeks of triple therapy with elbasvir 50 mg/grazoprevir 100 mg (ZEPATIER) + sofosbuvir 400 mg daily (SOVALDI).

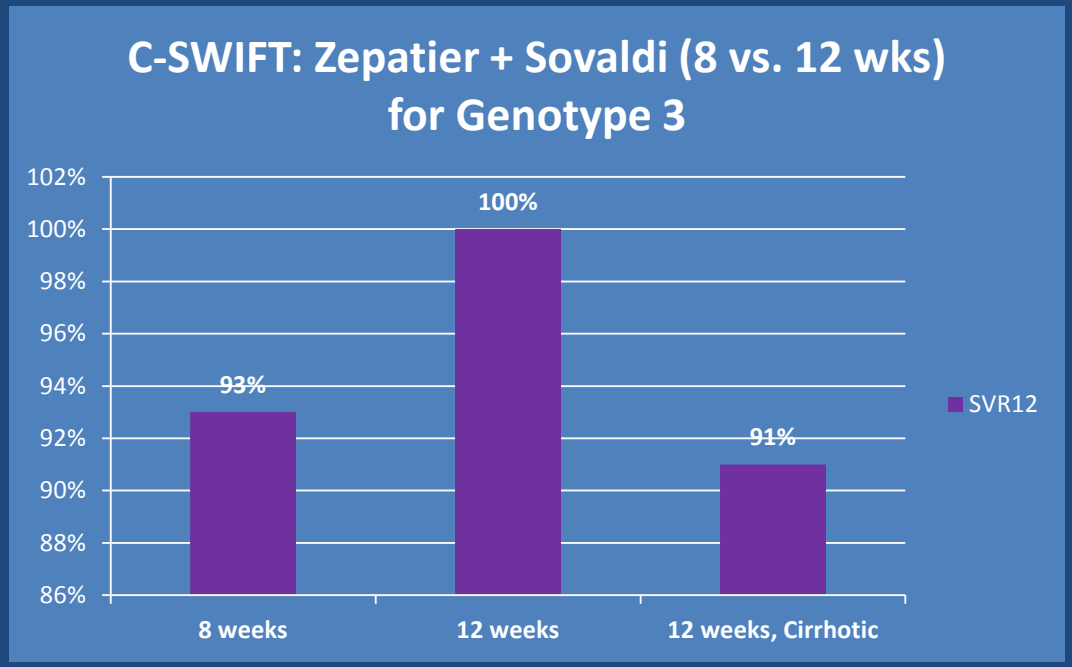

Genotype 4 Treatment-naïve Patients without Cirrhosis - Recommended

Recommended regimens are listed in groups by level of evidence, then alphabetically.

- **Daily fixed-dose combination of paritaprevir (150 mg)/ritonavir (100 mg)/ombitasvir (25 mg) and weight-based RBV for 12 weeks is a Recommended regimen for treatment-naïve patients with HCV genotype 4 infection who do not have cirrhosis.**
  Rating: Class I, Level A

- **Daily fixed-dose combination of elbasvir (50 mg)/grazoprevir (100 mg) for 12 weeks is a Recommended regimen for treatment-naïve patients with HCV genotype 4 infection who do not have cirrhosis.**
  Rating: Class IIa, Level B

- **Daily fixed-dose combination of ledipasvir (90 mg)/sofosbuvir (400 mg) for 12 weeks is a Recommended regimen for treatment-naïve patients with HCV genotype 4 infection who do not have cirrhosis.**
  Rating: Class IIa, Level B

Genotype 4 Treatment-naïve Patients with Compensated Cirrhosis‡ - Recommended

Recommended regimens are listed in groups by level of evidence, then alphabetically.

- **Daily fixed-dose combination of paritaprevir (150 mg)/ritonavir (100 mg)/ombitasvir (25 mg) and weight-based RBV for 12 weeks is a Recommended regimen for treatment-naïve patients with HCV genotype 4 infection, with compensated cirrhosis.†**
  Rating: Class I, Level B

- **Daily fixed-dose combination of elbasvir (50 mg)/grazoprevir (100 mg) for 12 weeks is a Recommended regimen for treatment-naïve patients with HCV genotype 4 infection with compensated cirrhosis.**
  Rating: Class IIa, Level B

- **Daily fixed-dose combination of ledipasvir (90 mg)/sofosbuvir (400 mg) for 12 weeks is a Recommended regimen for treatment-naïve patients with HCV genotype 4 infection, with compensated cirrhosis.**
  Rating: Class IIa, Level B

‡ For decompensated cirrhosis, please refer to the appropriate section.

† Please see statement on FDA warning regarding the use of PrOD or PrO in patients with cirrhosis.

Genotype 4: SYNERGY Trial

21 patients with GT4, both treatment-naïve and - experienced, both cirrhotic and non-cirrhotic, randomized to 12 weeks of ledipasvir 90 mg/sofosbuvir 400 mg (HARVONI)

- 60% were treatment-naïve
- 43% had advanced fibrosis (F3 or F4)

Overall SVR12 was 100% for all 20 patients.

Genotype 4: PEARL-1 Trial

PEARL-I:

86 treatment-naïve GT4 patients, non-cirrhotic received 12 weeks of the daily fixed-dose combination of paritaprevir 150 mg/ritonavir 100 mg/ombitasvir 25 mg (TECHNIVIE) +/- RBV

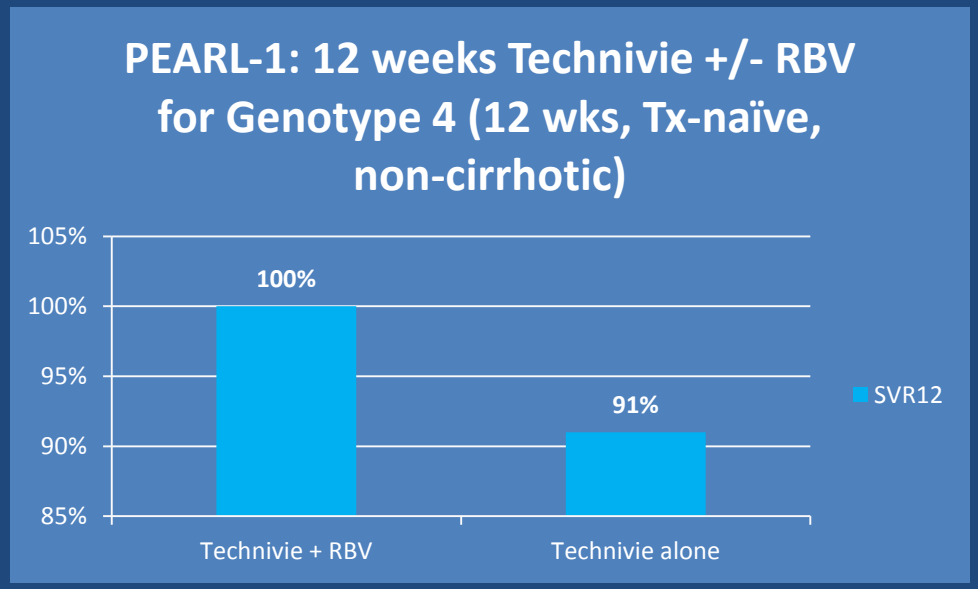

Genotype 4: AGATE-I and –II Trials

AGATE-1:

120 treatment-naïve and -experienced patients with GT4 + cirrhosis

- 12 versus 16 weeks of paritaprevir/ritonavir/ombitasvir (TECHNIVIE) + RBV
- SVR12 was 96% in the 12 week Technivie + RBV
- SVR12 was 100% in the 16 week Technivie + RBV arm

AGATE-II:

100 treatment-naïve and -experienced non-cirrhotic GT4 patients received 12 weeks of paritaprevir/ritonavir/ombitasvir (TECHNIVIE)+ RBV

- Overall SVR12 was 94% for 12 weeks of TECHNIVIE + RBV

AGATE-II:

60 treatment-naïve and -experienced GT4 patients with cirrhosis

12 versus 24 weeks of paritaprevir/ritonavir/ombitasvir (TECHNIVIE) + RBV

- SVR12 was 97% for 12 weeks of PrO + RBV in cirrhotic pts

Genotype 4: C-EDGE Trial

66 treatment-naïve GT4 patients, with and without cirrhosis, received elbasvir 50 mg/grazoprevir 100 mg (ZEPATIER) x 12 weeks

- 6 were cirrhotic (9.1%)
- 28 were co-infected with HIV (42.4%)
- 10 also received RBV
- 56 did not receive RBV

- Overall SVR12 was 97% (64/66) regardless of status of cirrhosis or coinfection
- 1 treatment failure
- Baseline RAVs did not impact SVR12 rates

Genotype 4: NEUTRINO Trial

28 treatment-naïve patients with GT4 with and without cirrhosis received 12 weeks of sofosbuvir 400 mg daily (SOVALDI) + PEG-IFN 2a + RBV

- SVR12 was 96% (27/28)
- The one treatment failure was in a cirrhotic pt

Ribavirin

Important to carefully consider the patient's baseline comorbidities.

- **If you have to stop RBV, you have to stop *treatment.***
- Pts with prior CVA, CAD, COPD, etc… may be risky candidates due to anemia and low oxygen carrying capacity that can result

Avoid ribavirin in pts w/ anemia or thalassemia

- Anyone with hemoglobin <11.0 should not receive RBV
- Particularly problematic in women (Pregnancy category X); 2 forms of contraception needed

Ribavirin needs to be dosed according to renal function.

CrCl >50, no dose adjustment

CrCl 30-50: Alternate 200 mg and 400 mg every other day

CrCl <30: 200 mg once daily

ESRD: 200 mg once daily

Ribavirin's half-life is <u>very</u> long.

Capsule, single dose; 44 hours in HCV pts

Tablet: 120-170 hours

www.uptodate.com, Ribavirin Drug Information, 2015.

Barriers to Treatment

- Insurance coverage is the major barrier to treatment access.
- Drug-drug interactions (esp. antacids with ledipasvir)
- Provider misconceptions
- Competing interests at patient level

Multidisciplinary team approach

Involvement of a multidisciplinary team (including specialty-trained HCV pharmacists, RNs, social workers and counselors) improves HCV-related outcomes and overall SVR rates.

Nurse practitioners and MDs/DOs can work in common to provide high-quality care to pts living with hepatitis C, and outcomes are equivalent.

Chopra A, Klein PL, Drinnan T, Lee SS. Liver Int. 2013 Feb;33 Suppl 1:30-4.
Manos MM, Ho CK, Murphy RC, Shvachko VA. ***Patient.*** 2013;6(1):23-34.
Backus L, Belperio PS, Shahoumian TA, Mole LA. ***J Clin Gastroenterol.*** 2015 Apr;49(4):329-35.

Role of Pharmacists in Improving Patient Outcomes

- Careful evaluation for drug-drug interactions
- Adherence checks: Evaluation of refill records
- Counselling regarding possible side effects of medications
- Continuity of care for hospitalized patients
- Evaluation for proper dose and frequency of medications
- Expertise in pharmacology; best therapies and dose adjustments for folks with renal disease, etc.

H2 Blockers and Proton Pump Inhibitors with LEDIPASVIR

H2 blockers **Famotidine 40mg BID** **Ranitidine 150mg BID** **Tagamet 800mg BID**	**H2 blocker may be administered at the same time with LED/SOF OR 12 hours apart from LED/SOF at a dose that does not exceed doses comparable to famotidine 40mg BID**
Proton Pump Inhibitors **Omeprazole 20mg daily** **Prevacid 30mg daily** **Aciphex 20mg daily** **Protonix 40mg daily** **Nexium 20 to 40mg daily (try to stay with lower dose if possible)**	PPI doses comparable to omeprazole 20mg or lower can be administered at the same time with LED/SOF under fasting conditions.

***** Slide courtesy of Dr. Camilla Graham*****

https://www.medicines.org.uk/emc/medicine/29471

Ritonavir: Drug-Drug Interactions

- Phenobarbital, phenytoin, oxcarbazepine
- Amiodarone
- Quetiapine
- Efavirenz
- Atorvastatin, simvastatin
- Many, many others
- Check for drug-drug interactions, then double-check!

www.hep-druginteractions.org/interactions.asp

Common Side Effects

Sofosbuvir (NS5B Polymerase inhibitor):

Fatigue (30-59%)
Headache (24-36%)
Insomnia (15-25%)
Chills (2-17%)
Irritability (10-13%)
Pruritus (11-27%)
Skin rash (8-18%)
Nausea (22-34%)
Diarrhea (9-12%)
Anorexia (18%)
Anemia (6-12%)

Neutropenia (<1%-17%)
Thrombocytopenia (<1%)
Weakness (5-21%)
Myalgias (6-14%)
Flu-like symptoms (6-16%)
Fever (4-18%)
Increased Lipase (<2%)
Increased CPK (1-2%)
Increased serum bilirubin (3%)
Severe depression (<1%)
Suicidal ideation (<1%)

FDA.gov
SOF: http://www.accessdata.fda.gov/drugsatfda_docs/label/2014/204671s001lbl.pdf
DAC: http://www.accessdata.fda.gov/drugsatfda_docs/label/2015/206843Orig1s000lbl.pdf
LED: http://www.accessdata.fda.gov/drugsatfda_docs/label/2015/205834s002lbl.pdf

Common Side Effects

Ledipasvir (NS5A Inhibitor):

Fatigue (10-18%)

Headache (11-29%)

Weakness (18-31%)

Irritability (8%)

Insomnia (3-6%)

Dizziness (5%)

Depression (<5%)

Nausea (6-9%)

Diarrhea (3-7%)

Increased lipase (<9%)

Elevated bilirubin (<3%)

Increased CPK (1%)

Myalgias (9%)

Cough (5%)

Dyspnea (3%)

Skin rash (including blistering skin disease, angioedema) (<1%)

Daclatasvir (NS5A inhibitor):

Fatigue (14%)

Headache (14%)

Nausea (8%)

Diarrhea (5%)

Increased lipase (2%)

FDA.gov
SOF: http://www.accessdata.fda.gov/drugsatfda_docs/label/2014/204671s001lbl.pdf
DAC: http://www.accessdata.fda.gov/drugsatfda_docs/label/2015/206843Orig1s000lbl.pdf
LED: http://www.accessdata.fda.gov/drugsatfda_docs/label/2015/205834s002lbl.pdf

Common Side Effects

Paritepravir/ritonavir/ombitasvir + Dasabuvir:

Fatigue (34%)

Headache (44%)

Insomnia (5-26%)

Skin reaction/rash (7-24%)

Pruritus (7-18%)

Anemia (11-29%)

Increased serum bilirubin (15-54%)

Weakness (4-14%)

Muscle spasm (21%)

Cough (11-32%)

Irritability (10%)

Icterus (10%)

Dyspnea (<1%)

Hepatic failure/liver decompensation (in pt's with underlying cirrhosis- FDA issued a safety alert on 10/22/15)

Hypersensitivity reaction (<1%)

http://www.fda.gov/downloads/Drugs/DrugSafety/UCM467825.pdf

Multiple Choice

1. What is the most common barrier to patients accessing hepatitis C treatment currently?
   a) Unstable mental health disorders
   b) Insurance coverage
   c) Drug-drug interactions
   d) A life-expectancy of <1 year

Multiple Choice

1. What is the most common barrier to patients accessing hepatitis C treatment currently?
   a) Unstable mental health disorders
   b) Insurance coverage
   c) Drug-drug interactions
   d) A life-expectancy of <1 year

Multiple Choice

2. Which of the following drugs interacts with Ledipasvir/sofosbuvir to decrease serum levels of ledipasvir?

a) Methadone
b) Levothyroxine
c) Levetiracetam
d) Omeprazole

Multiple Choice

2. Which of the following drugs interacts with Ledipasvir/sofosbuvir to decrease serum levels of ledipasvir?

a) Methadone
b) Levothyroxine
c) Levetiracetam
d) Omeprazole

Multiple Choice

3. Based on the ION trials, which of the following patients might be a candidate for 8 weeks of ledipasvir/sofosbuvir?

a) GT 1a, treatment naïve, non-cirrhotic, HCV viral load 4 million
b) GT 3, treatment naïve, non-cirrhotic, HCV viral load 3 million
c) GT 1b, treatment naive, cirrhotic, HCV VL 2 million
d) GT 4, treatment naïve, non-cirrhotic, HCV viral load 6 million

Multiple Choice

3. Based on the ION trials, which of the following patients might be a candidate for 8 weeks of ledipasvir/sofosbuvir?

a) GT 1a, treatment naïve, non-cirrhotic, HCV viral load 4 million
b) GT 3, treatment naïve, non-cirrhotic, HCV viral load 3 million
c) GT 1b, treatment naive, cirrhotic, HCV VL 2 million
d) GT 4, treatment naïve, non-cirrhotic, HCV viral load 6 million

Multiple Choice

4. Which of the following is among the most common noted side effect of daclatasvir?

a) Nausea
b) Fatigue
c) Skin rash
d) Diarrhea

Multiple Choice

4. Which of the following is among the most common noted side effect of daclatasvir?

a) Nausea
b) Fatigue
c) Skin rash
d) Diarrhea

Multiple Choice

5. Which of the following measures are important to preventing morbidity associated with chronic hepatitis C?

a) Weekly lab monitoring
b) Vaccination against hepatitis B alone
c) Vaccination against hepatitis A and B
d) Avoidance of all medications metabolized by the liver

Multiple Choice

5. Which of the following measures are important to preventing morbidity associated with chronic hepatitis C?

a) Weekly lab monitoring
b) Vaccination against hepatitis B alone
c) Vaccination against hepatitis A and B
d) Avoidance of all medications metabolized by the liver

QUESTIONS?

References

World Health Organization. 2009. Retrieved online at: http://hepcbc.ca/wp-content/uploads/2012/08/GlobalDist_HCV_genotypes.jpg, Retrieved 6/15/15.

AASLD. Recommendations for testing, managing and treating hepatitis C. Retrieved online at: http://www.hcvguidelines.org/full-report/when-and-whom-initiate-hcv-therapy, Retrieved 6/15/15.

CDC. Hepatitis C. Retrieved online at: http://www.cdc.gov/hepatitis/hcv/hcvfaq.htm#section1, Retrieved 7/30/15.

Afdhal et al. The new paradigm of hepatitis C therapy: integration of oral therapies into best practices. J Viral Hepat. 2013 Nov; 20(11): 745–760.

McNamara B, Losikoff P, Huguenin L, Macalino G, Rich J, Gregory SH. Increasing hepatitis C prevalence and associated risk behaviors among Incarcerated young adults. J Urban Health. 2013; 91(2): 376-82.

Stockman LJ, Guilfoye SM, Benoit AL, Vergeront JM, Davis JP. Rapid hepatitis C testing among persons at increased risk for infection– Wisconsin, 2012-2013. MMWR Morb Mortal Wkly Rep. 2014 Apr 11; 63(14): 309-11.

CDC. Use of enhanced surveillance for hepatitis C virus infection to detect a cluster among young injection-drug users--new York, November 2004-April 2007. MMWR Morb Mortal Wkly Rep. 2008 May 16;57(19):517-21.

CDC. Hepatitis C virus infection among adolescents and young adults:Massachusetts, 2002-2009. MMWR Morb Mortal Wkly Rep. 2011 May 6;60(17):537-41.

Barua S, Greewald R, Grebely J, Dore GJ, Swan T, Taylor LE. Retrictions for Medicaid reimbursement of Sofosbuvir for the treatment of hepatitis C in the United States. Annals of Int Med. 2015;163(3):215-223.

Ly KN, Xing J, Klevens RM, Jiles RB, Holmberg SD. Causes of death and characteristics of decedents with viral hepatitis, United States, 2010. *Clin Infect Dis.* 2014 Jan;58(1):40-9

Kramer B. et al. **Meeting vaccination quality measures for hepatitis A and B virus in patients with chronic hepatitis C infection.** Hepatology. 2011 Jan;53(1):42-52. doi: 10.1002/hep.24024. Epub 2010 Dec 13.

PDA. Zepatier press release. http://www.fda.gov/NewsEvents/Newsroom/PressAnnouncements/ucm483828.htm, 1/29/16.

References

Strickland GT, El-Kamary SS, Klenerman P, Nicosia A. Hepatitis C vaccine: supply and demand. *Lancet Inf Dis*. 8(6):379-86.

Scripps Research Institute scientists achieve most detailed picture ever of key part of hepatitis C virus. Scripps Research Institute. 12/6/2013.

Kong L, Ward A, Wilson I, Law M, Giang E. Hepatitis C virus E2 envelope glycoprotein core structure. 2013. *Science*. 342(6162):1090-94.

Chen JY, Li F. Development of hepatitis C virus vaccine using hepatitis B core antigen as immuno-carrier. 2006. *World J Gastro*. 12(48):7774-78.

Halliday J, Klenerman P, Barnes E. Vaccination for hepatitis C vvirus: closing in on an elusive target. *Expert Rev Vaccines*. 10(5):659-72.

Potthoff A, Manns MP, Wedemeyer H. Treatment of HBV/HCV Coinfection. Expert Opin on Pharmacotherapy. 2010;11(6):919-28.

Swadling L, Capone S, Antrobus RD, et al. A human vaccine strategy based on chimpanzee adenoviral and MVA vectors that primes, boosts, and sustains functional HCV-specific T cell memory. *Science Translational Medicine*. 2014;6(261):261.

Vento S. Fulminant hepatitis associated with hepatitis A virus superinfection in patients with chronic hepatitis C. *J of Viral Hepatitis*. 2002; 7(S1):7-8.

Gyarmathy VA, Neaigus A, Ujhelyi. Vulnerability to drug-related infections and co-infections among injecting drug users in Budapest, Hungary

The European Journal of Public Health. 2009, 19 (3) 260-265.

References

Zeuzem S, Ghalib R, Reddy KR, et al. **Grazoprevir-Elbasvir Combination Therapy for Treatment-Naive Cirrhotic and Noncirrhotic Patients With Chronic Hepatitis C Virus Genotype 1, 4, or 6 Infection: A Randomized Trial.** Ann Intern Med. 2015 Jul 7;163(1):1-13. doi: 10.7326/M15-0785.

Sulkowski, MS., et al. 2015b. Efficacy and safety of 8 weeks versus 12 weeks of treatment with grazoprevir (MK-5172) and elbasvir (MK-8742) with or without ribavirin in patients with hepatitis C virus genotype 1 mono-infection and HIV/hepatitis C virus co-infection (C-WORTHY): a randomised, open-label phase 2 trial. *Lancet* 385(9973):1087-97.

Kwo P, Gane E, Peng CY, et al. Efficacy and safety of grazoprevir/elbasvir +/- RBV for 12 weeks in patients with HCV G1 or G4 infection who previously failed peginterferon/RBV: C-edge treatment-experienced trial [Abstract PO886] 50th Annual Meeting of the European Association for the Study of the Liver (EASL). April 22-26, 2015b; Vienna, Austria.

Jacobson IM, Asante-Appiah E, Wong P et al. Prevalence and Impact of Baseline NSA Resistance Associated Variants (RAVs) on the Efficacy of Elbasvir/Grazoprevir (EBR/GZR) Against GT1a Infection [Abstract LB-22]. 66th Annual Meeting of the American Association for the Study of Liver Diseases (AASLD). November 13-17, 2015b; San Francisco, CA.

Thompson A, Zeuzem S, Rockstroh J, Kwo P, Roth D, Lawitz E, Sulkowski M, Forns X, Wahl J, Nguyen B, Barr E, Howe A, Miller M, Hwang P, Robertson M. 2015. The Combination of Grazoprevir and Elbasvir + RBV is highly effective for the treatment of GT1a-Infected patients. American Association for the Study of Liver Diseases, The Liver Meeting 2015, San Francisco, Abstract 703.

Afdhal N, Zeuzem S, Kwo P, et al. Ledipasvir and sofosbuvir for untreated HCV genotype 1 infection. *N Engl J Med.* 2014a;370(20):1889-1898.

Kowdley KV, Gordon SC, Reddy KR, et al. Ledipasvir and sofosbuvir for 8 or 12 weeks for chronic HCV without cirrhosis. *N Engl J Med.* 2014;370(20):1879-1888.

Feld JJ, Kowdley KV, Coakley E, et al. Treatment of HCV with ABT-450/r-ombitasvir and dasabuvir with ribavirin. *N Engl J Med.* 2014;370(17):1594-1603.

Ferenci P, Bernstein D, Lalezari J, et al. ABT-450/r-ombitasvir and dasabuvir with or without ribavirin for HCV. *N Engl J Med*. 2014;370(21):1983-1992.

Poordad F, Hezode C, Trinh R, et al. ABT-450/r-ombitasvir and dasabuvir with ribavirin for hepatitis C with cirrhosis. *N Engl J Med* 2014;370:1973-1982.

Kwo P, Gitlin N, Nahass R et al. Simeprevir Plus Sofosbuvir (12 and 8 Weeks) in HCV Genotype 1-Infected Patients Without Cirrhosis: OPTIMIST-1, a Phase 3, Randomized Study. *Hepatology*. 2016 Jan 22. doi: 10.1002/hep.28467. [Epub ahead of print]

Lawitz E, Matusow G, DeJesus E et al. Simeprevir plus sofosbuvir in patients with chronic hepatitis C virus genotype 1 infection and cirrhosis: A Phase 3 study (OPTIMIST-2). *Hepatology*. 2015 Dec 24. doi: 10.1002/hep.28422. [Epub ahead of print]

Wyles DL, Ruane PJ, Sulkowski MS, et al. Daclatasvir plus sofosbuvir for HCV in patients coinfected with HIV-1. *N Engl J Med.* 2015.

Sulkowski MS, Gardiner DF, Rodriguez-Torres M, et al. Daclatasvir plus sofosbuvir for previously treated or untreated chronic HCV infection. *N Engl J Med.* 2014a,16;370(3):211-21

Welzel TM, Herzer K, Ferenci P et al. Daclatasvir plus sofosbuvir with or without ribavirin for the treatment of HCV in patients with severe liver disease: interim results of a multicenter compassionate use program. [Abstract P0072.] 50th Annual Meeting of the European Association for the Study of the Liver (EASL). April 22-26, 2015;S619; Vienna, Austria.

de Ledinghen V, Fontaine H, Dorival C et al. Safety and efficacy of sofosbuvir-containing regimens in the French obervational cohort ANRS C022 hepather. [Abstract P0795.] 50th Annual Meeting of the European Association for the Study of the Liver (EASL). April 22-26, 2015;S631; Vienna, Austria.

Poordad F, Schiff ER, Vierling JM, et al. Daclatasvir With Sofosbuvir and Ribavirin for HCV Infection With Advanced Cirrhosis or Post-Liver Transplant Recurrence. *Hepatology* 2016; DOI: 10.1002/hep.28446. [Epub ahead of print]

References

Wyles DL, Ruane PJ, Sulkowski MS, et al. Daclatasvir plus sofosbuvir for HCV in patients coinfected with HIV-1. *N Engl J Med.* 2015.

Sulkowski MS, Gardiner DF, Rodriguez-Torres M, et al. Daclatasvir plus sofosbuvir for previously treated or untreated chronic HCV infection. *N Engl J Med.* 2014a,16;370(3):211-21.

Lawitz E, Mangia A, Wyles D, et al. Sofosbuvir for previously untreated chronic hepatitis C infection. *N Engl J Med.* 2013a;368(20):1878-1887.

US FDA. FDA Antiviral Drugs Advisory Committee Meeting October 25, 2013a: Background Package for NDA 204671 Sofosbuvir (GS-7977). http://www.fda.gov/AdvisoryCommittees/CommitteesMeetingMaterials/Drugs/AntiviralDrugsAdvisoryCommittee/ucm371875.htm. Accessed on November 15, 2013a.

Dieterich D, Bacon B, Flamm SL et al. Evaluation of sofosbuvir and simeprevir-based regimens in the TRIO network: academic and community treatment of a real-world, heterogeneous population. [Abstract 46.] 65th Annual Meeting of the American Association for the Study of Liver Diseases (AASLD). November 7-11, 2014a;220A; Boston, MA.

Jacobson IM, Gordon SC, Kowdley KV, et al. Sofosbuvir for hepatitis C genotype 2 or 3 in patients without treatment options. *N Engl J Med.* 2013c;368(20):1867-1877.

Foster GR, Pianko S, Brown A, et al. Efficacy of sofosbuvir plus ribavirin with or without peginterferon-alfa in patients with hepatitis C virus genotype 3 infection and treatment-experienced patients with cirrhosis and hepatitis C virus genotype 2 infection. *Gastroenterology* 2015;149(6):1462-70.

Nelson DR, Cooper JN, Lalezari JP, et al. All-oral 12-week treatment with daclatasvir plus sofosbuvir in patients with hepatitis C virus genotype 3 infection: ALLY-3 phase III study. *Hepatology.* 2015b;61(4):1127-1135.

Hezode C, Asselah T, Reddy KR, Hassanein T, Berenguer M, Fleischer-Stepniewska K, Marcellin P, et al. Ombitasvir plus paritaprevir plus ritonavir with or without ribavirin in treatment-naive and treatment-experienced patients with genotype 4 chronic hepatitis C virus infection (PEARL-I): a randomised, open-label trial. *Lancet* 2015.

Leroy V, Angus P, Bronowicki JP, et al. Daclatasvir, Sofosbuvir, and Ribavirin for Hepatitis C Virus Genotype 3 and Advanced Liver Disease: A Randomized Phase III Study (ALLY-3+). *Hepatol*. 2016; DOI:10.1002/hep.28473. [Epub ahead of print].

Foster GR, Pianko S, Brown A, et al. Efficacy of sofosbuvir plus ribavirin with or without peginterferon-alfa in patients with hepatitis C virus genotype 3 infection and treatment-experienced patients with cirrhosis and hepatitis C virus genotype 2 infection. *Gastroenterology* 2015;149(6):1462-70.

Zeuzem S, Dusheiko GM, Salupere R, Mangia A, Flisiak R, Hyland RH, Illeperuma A, et al. Sofosbuvir and ribavirin in HCV genotypes 2 and 3. The New England journal of medicine 2014b;370:1993-2001.

Ahmed A, Felmlee DJ. Mechanisms of hepatitis C viral resistance to directly acting antivirals. Viruses. 2015 Dec 18;7(12):6716-29.

References

Poordad F, Schiff ER, Vierling JM, et al. Daclatasvir With Sofosbuvir and Ribavirin for HCV Infection With Advanced Cirrhosis or Post-Liver Transplant Recurrence. *Hepatology* 2016; DOI: 10.1002/hep.28446. [Epub ahead of print].

Wong KA, Worth A, Martin R, et al. Characterization of Hepatitis C virus resistance from a multiple-dose clinical trial of the novel NS5A inhibitor GS-5885. *Antimicrob Agents Chemother.* 2013;57(12):6333-6340.

Kohler JJ, Nettles JH, Amblard F, et al. Approaches to hepatitis C treatment and cure using NS5A inhibitors. *Infect Drug Resist.* 2014;7:41-56.

Kohli A, Kapoor R, Sims Z et al. Ledipasvir and sofosbuvir for hepatitis C genotype 4: a proof-of-concept, single-centre, open-label phase 2a cohort study. *Lancet Infect Dis*. 2015;15(9):1049-54.

Abergel A, Loustaud-Ratti V, Metivier S et al. Ledipasvir/sofosbuvir for the treatment of patients with chronic genotype 4 or 5 HCV infection. 50th Annual Meeting of the European Association for the Study of the Liver (EASL). April 22-26, 2015; Vienna, Austria.

Esmat G, Doss W, Qqish RB, et al. Efficacy and Safety of Co-Formulated Ombitasvir/Paritaprevir/Ritonavir with Ribavirin in Adults with Chronic HCV Genotype 4 Infection in Egypt (AGATE-II) [Abstract 708]. 66th Annual Meeting of the American Association for the Study of Liver Diseases (AASLD). November 13-17, 2015; San Francisco, CA.

Zeuzem S, Ghalib R, Reddy KR, Pockros PJ, Ari ZB, Zhao Y, Brown DD, Wan S, DiNubile MJ, Nguyen BY, Robertson MN, Wahl J, Barr E, Butterton JR. *Ann Intern Med*. 2015f Jul 7;163(1):1-13. doi: 10.7326/M15-0785. PMID: 25909356] Grazoprevir-Elbasvir Combination Therapy for Treatment-Naive Cirrhotic and Noncirrhotic Patients With Chronic Hepatitis C Virus Genotype 1, 4, or 6 Infection: A Randomized Trial.

Lawitz E, Mangia A, Wyles D, et al. Sofosbuvir for previously untreated chronic hepatitis C infection. *N Engl J Med.* 2013a;368(20):1878-1887.

Chopra A, Klein PL, Drinnan T, Lee SS. How to optimize HCV therapy in genotype 1 patients: management of side-effects. Liver Int. 2013 Feb;33 Suppl 1:30-4. doi: 10.1111/liv.12080.

Manos MM, Ho CK, Murphy RC, Shvachko VA. **Physical, social, and psychological consequences of treatment for hepatitis C : a community-based evaluation of patient-reported outcomes. *Patient.*** 2013;6(1):23-34. doi: 10.1007/s40271-013-0005-4.

Backus L, Belperio PS, Shahoumian TA, Mole LA. **Impact of provider type on hepatitis C outcomes with boceprevir-based and telaprevir-based regimens. *J Clin Gastroenterol.*** 2015 Apr;49(4):329-35. doi: 10.1097/MCG.0000000000000124.